REVISION RECORD			
LTR	ECO NO:	APPROVED:	DATE:

TABLE LIST

Sheet #	Content
01.	Table of Content
02.	Revision History
03.	Block Diagram
04.	GPIO MAP
05.	PMI8952_CHARGER
06.	PMI8952_CONTROL/INTERFACE
07.	PM8937_CONTROL_AND_MPP/CLOCK
08.	PM8937_BUCK_CONVERTER
09.	PM8937_LDO_CIRCUITS
10.	PM8937_CODEC
11.	MSM8937_CONTROL
12.	MSM8937:_EBI
13.	MSM8937:_GPIO
14.	MSM8937:_MIPI_AND_RF_CONTROL
15.	MSM8937:_POWER1
16.	MSM8937:_POWER2
17.	MSM8937:GND
18.	MEMORY:LPDDR3+EMMC
19.	BATTERY_CONNECTOR
20.	CHARGE
21.	MIC_RECEIVER&SPEAKER
22.	Headset
23.	LCD_INTERFACE_AND_BACKLIGHT
24.	MAIN/SLAVE_CAMERA_AND_FLASH
25.	Sensors
26.	SIM/TF_CARD
27.	KEYPAD/RGB_LED_DRIVER
28.	NC
29.	TEST_POINT/GND/SHIELDS
30.	WTR2965
31.	SKY77916+SKY77643
32.	LTE_DUPLEXER
33.	LTE_B7
34.	DRX
35.	QFE2101
36.	WCN3615

DRAWN: zhangzhiqiang	DATED: 20160926	COMPANY: Shanghai Longcheer Technology Co., Ltd	
CHECKED: yaogang	DATED: 20160926	TITLE: TABLE LIST	
		CODE: XX / SIZE: A0	DRAWING NO: XXXX / REV: A
		SCALE: <Scale>	SHEET: 1 OF 36

REVISION RECORD			
LTR	ECO NO:	APPROVED:	DATE:

REVISON

Revision History

SCHEMATIC MCN	HW VERSION	VERSION	DESCRIPTION OF CHANGE
	PRE_EVT	A	PRE_EVT Initial release

DRAWN: zhangzhiqiang	DATED: 20160926	COMPANY: Shanghai Longcheer Technology Co., Ltd			
CHECKED: yaogang	DATED: 20160926	TITLE: REVISON			
		CODE: XX	SIZE: A0	DRAWING NO: XXXX	REV: A
		SCALE: <Scale>		SHEET: 2 OF 36	

REVISION RECORD			
LTR	ECO NO:	APPROVED:	DATE:

BLOCK

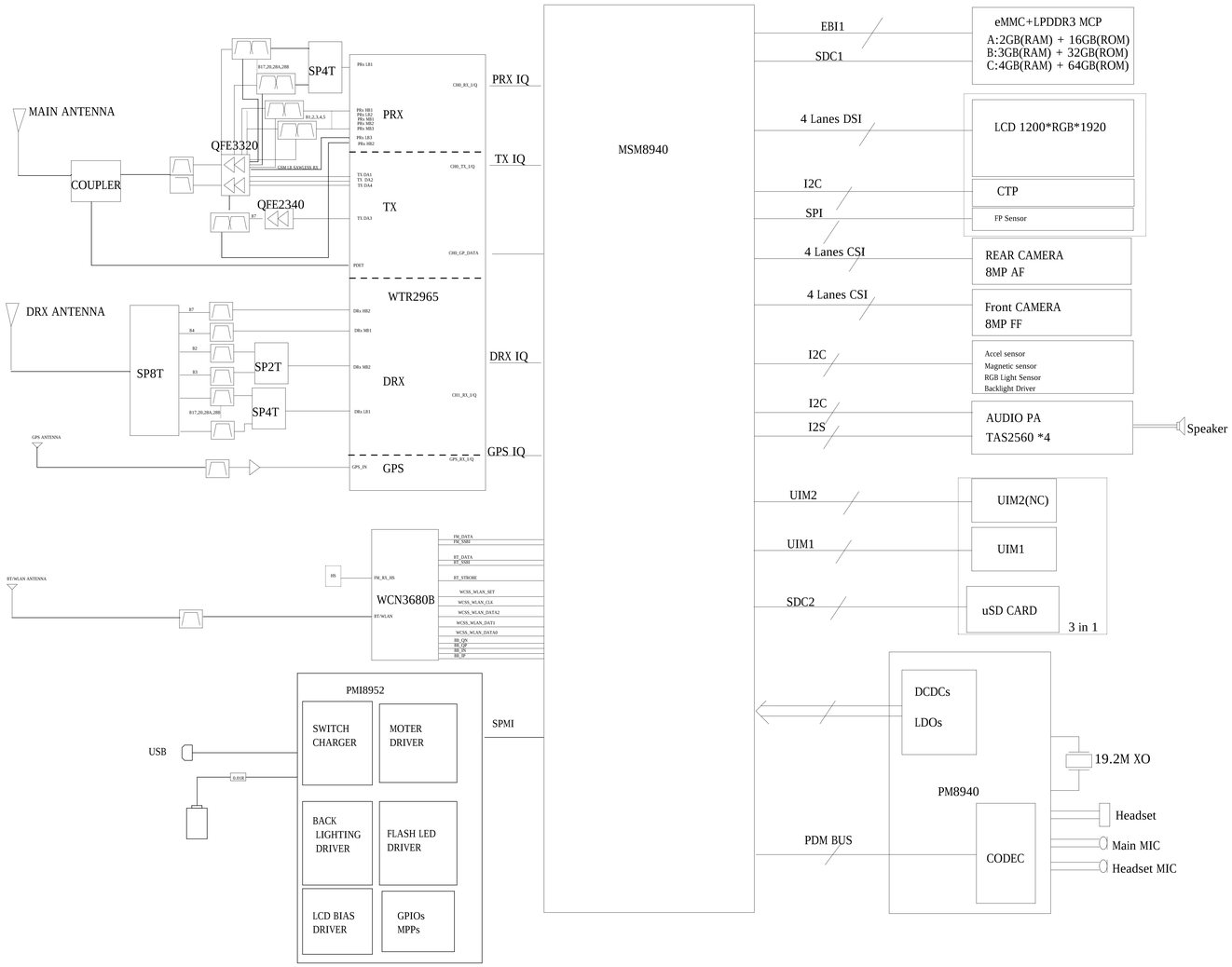

DRAWN: zhangzhiqiang	DATED: 20160926	COMPANY: Shanghai Longcheer Technology Co., Ltd	
CHECKED: yaogang	DATED: 20160926	TITLE: BLOCK	
		CODE: XX / SIZE: A0 / DRAWING NO: XXXX	REV: A
		SCALE: <Scale>	SHEET: 3 OF 36

REVISION RECORD			
LTR	ECO NO:	APPROVED:	DATE:

GPIO MAP

MSM8940 GPIO Configuration For QRD8909

GPIO_0	NC	GPIO_41	LIGHT_INT1	GPIO_82	NC
GPIO_1	NC	GPIO_42	ACCL_INT1_N	GPIO_83	WCSS_BT_CTRL
GPIO_2	BL/LIGHT_SDA	GPIO_43	LIGHT_INT2	GPIO_84	WCSS_BT_DAT_STB
GPIO_3	BL/LIGHT_SCL	GPIO_44	MAG_RST_N	GPIO_85	MI2S_1_SCK
GPIO_4	UART_MSM_TX	GPIO_45	ACCL_INT2_N	GPIO_86	MI2S_1_D1
GPIO_5	UART_MSM_RX	GPIO_46	FP_INT_N	GPIO_87	MI2S_1_WS
GPIO_6	SPK_SDA	GPIO_47	CAM_2V8_EN	GPIO_88	MI2S_1_D0
GPIO_7	SPK_SCL	GPIO_48	GPIO_BOX_ID	GPIO_89	BOARD_ID0
GPIO_8	NC	GPIO_49	UIM_BATT_ALM	GPIO_90	BOARD_ID1
GPIO_9	NC	GPIO_50	FP_RST_N	GPIO_91	KEY_VOLP_UP_N
GPIO_10	TP_I2C_SDA	GPIO_51	UIM1_DATA	GPIO_92	NC
GPIO_11	TP_I2C_SCL	GPIO_52	UIM1_CLK	GPIO_93	AUDIO_INT3
GPIO_12	MI2S_2_D0	GPIO_53	UIM1_RESET	GPIO_94	MI2S_2_SCK
GPIO_13	MI2S_2_D1	GPIO_54	SIM/TF_DET_N	GPIO_95	MI2S_2_WS
GPIO_14	BUCK_SMB_I2C_SDA	GPIO_55	NC	GPIO_96	BOARD_ID2
GPIO_15	SENSOR_I2C_SCL	GPIO_56	AUDIO_RST	GPIO_97	BOARD_ID3
GPIO_16	CAPSENSOR_RDY	GPIO_57	NC	GPIO_98	NC
GPIO_17	CTP_1V8_EN	GPIO_58	NC	GPIO_99	NC
GPIO_18	CAPSENSOR_SDA	GPIO_59	GPIO_LCM_LED_EN	GPIO_100	RFFE1_CLK
GPIO_19	CAPSENSOR_SCL	GPIO_60	NC	GPIO_101	RFFE1_DATA
GPIO_20	FP_SPI_MOSI	GPIO_61	NC	GPIO_102	RFFE2_CLK
GPIO_21	FP_SPI_MISO	GPIO_62	AUDIO_INT1	GPIO_103	RFFE2_DATA
GPIO_22	FP_SPI_CS	GPIO_63	NC	GPIO_104	TX_CPL
GPIO_23	FP_SPI_CLK	GPIO_64	TP_RST_N	GPIO_105	PRX_B2B34B39_SEL2
GPIO_24	NC	GPIO_65	TP_INT_N	GPIO_106	LNA_B3
GPIO_25	GPIO_CHG_DISABLE	GPIO_66	GP_PDM_A0	GPIO_107	PRX_ANT_TUNER_SW2
GPIO_26	CAM0_MCLK	GPIO_67	SIM/TF_DET_N	GPIO_108	PRX_ANT_TUNER_SW1
GPIO_27	NC	GPIO_68	FP_RST_N	GPIO_109	LNA_B7
GPIO_28	CAM_MCLK1	GPIO_69	CDC_PDM_CLK	GPIO_110	PRX_B17B28_SW1
GPIO_29	CAM_I2C_SDA	GPIO_70	CDC_PDM_SYNC	GPIO_111	PRX_B17B28_SW2
GPIO_30	CAM_I2C_SCL	GPIO_71	CDC_PDM_TX	GPIO_112	PRX_SW_B40B41
GPIO_31	CAM_I2C_SDA1	GPIO_72	CDC_PDM_RX0	GPIO_113	DRX_BAND
GPIO_32	CAM_I2C_SCL1	GPIO_73	CDC_PDM_RX1	GPIO_114	DRX_B34B39_SW
GPIO_33	LCM_3V3_EN	GPIO_74	CDC_PDM_RX2	GPIO_115	ANT_TUNING_EN
GPIO_34	TP_3V3_EN	GPIO_75	WCSS_BT_SSBI	GPIO_116	DRX_B5B8_SW
GPIO_35	MCAM_PWDN	GPIO_76	WCSS_WLAN_DATA_2	GPIO_117	PRX_SW_B1B4
GPIO_36	MCAM_RST_N	GPIO_77	WCSS_WLAN_DATA_1	GPIO_118	EXT_GPS_LNA_EN
GPIO_37	FORCE_USB_BOOT	GPIO_78	WCSS_WLAN_DATA_0	GPIO_119	CH0_GSM_TX_PHASE_D0
GPIO_38	GPIO_LCM_LOADSW	GPIO_79	WCSS_WLAN_SET	GPIO_120	RFFE5_CLK
GPIO_39	SCAM_PWDN	GPIO_80	WCSS_WLAN_CLK	GPIO_121	RFFE5_DATA
GPIO_40	SCAM_RST_N	GPIO_81	NC	GPIO_122	NC

GPIO_123	NC
GPIO_124	AUDIO_INT4
GPIO_125	GPIO_DOME_SWITCH
GPIO_126	NC
GPIO_127	HALL_EINT1
GPIO_128	AUDIO_INT2
GPIO_129	GPIO_FP_ID
GPIO_130	AUDIO_INT2
GPIO_131	GPIO_BOX_ID2
GPIO_132	GPIO_LCM_LED_EN
GPIO_133	NC

PM8940 GPIO/MPP Configuration For MSM8940

GPIO_1	NC	MPP_1	VDD_PX_BIAS_MPP_1
GPIO_2	SIM/TF_DET_N	MPP_2	USB_CONN_ADC
GPIO_3	UIM_BATT_ALM	MPP_3	VREF_DAC_MPP_3
GPIO_4	NC	MPP_4	QUIET_THERM

DRAWN: zhangzhiqiang	DATED: 20160926		
CHECKED: yaogang	DATED: 20160926		

COMPANY: Shanghai Longcheer Technology Co., Ltd

TITLE: GPIO MAP

CODE:	SIZE:	DRAWING NO:	REV:
XX	A0	XXXX	A

SCALE: <Scale> SHEET: 4 OF 36

REVISION RECORD			
LTR	ECO NO.	APPROVED:	DATE:

PMI PIN	connection on device without Wipower	connection on device with Wipower
CHG_OK	Pull up to VDD_CAP with 51kohm	Stark PRU CHG_OK
DVI2_EN	Pull down to GND with 0ohm	Stark PRU DVI2_EN
GPIO2	No Connect For parallel charging: Connects to SMB EN pin. Do NOT pull up to VDD_CAP.	10Kohm pull down to gnd For parallel charging: Connects to SMB EN pin. Do NOT pull up to VDD_CAP.

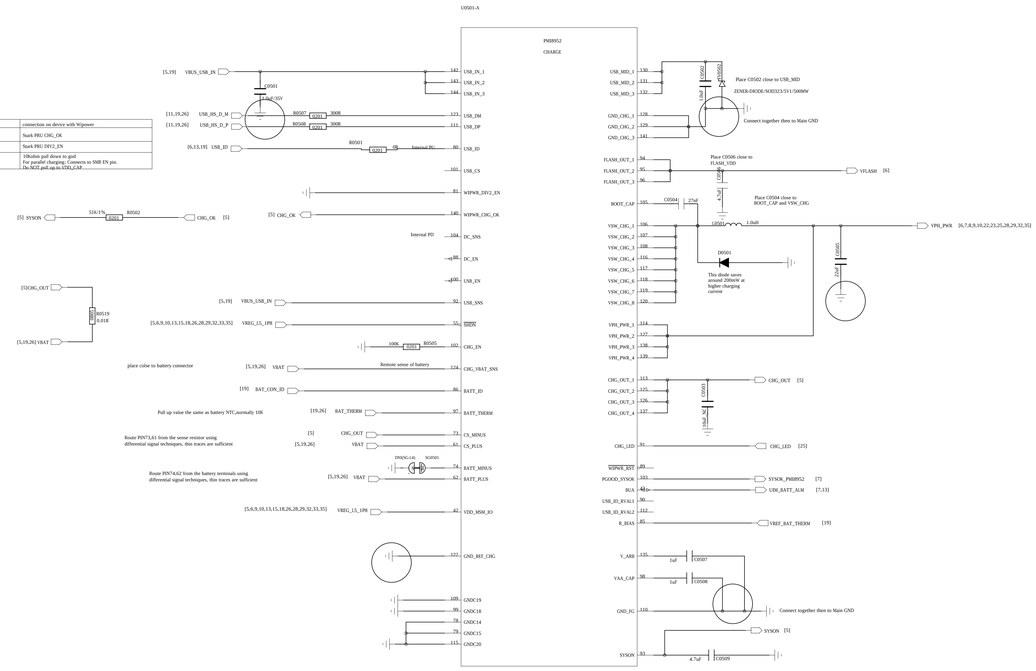

COMPANY: Shanghai Longcheer Technology Co., Ltd			
TITLE: PMI8952			
CODE: XX	SIZE: A0	DRAWING NO.: XXXX	REV: A
SCALE: <Scale>		SHEET: 5 OF 36	

DRAWN: zhangzhiqiang	DATED: 20160926
CHECKED: yaogang	DATED: 20160926

REVISION RECORD			
LTR	ECO NO:	APPROVED:	DATE:

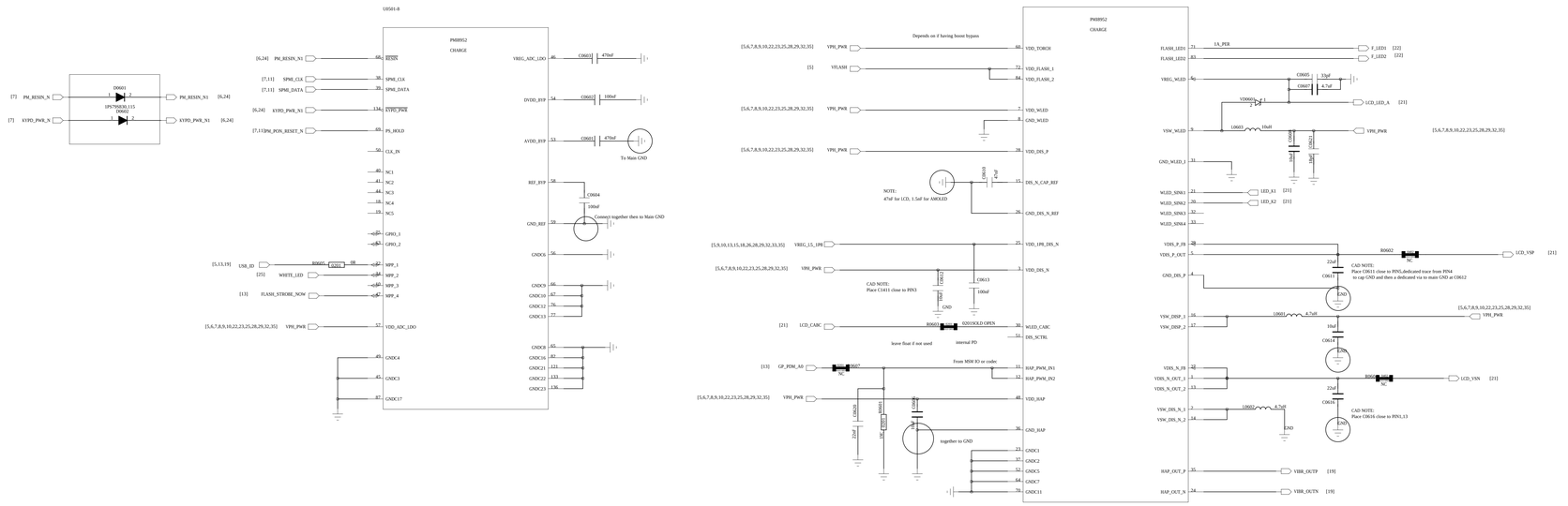

COMPANY: Shanghai Longcheer Technology Co., Ltd			
TITLE: PMI8952			
CODE: XX	SIZE: A0	DRAWING NO: XXXX	REV: A
SCALE: <Scale>		SHEET: 6 OF 36	
DRAWN: zhangzhiqiang	DATED: 20160926		
CHECKED: yaogang	DATED: 20160926		

REVISION RECORD			
LTR	ECO NO.:	APPROVED:	DATE:

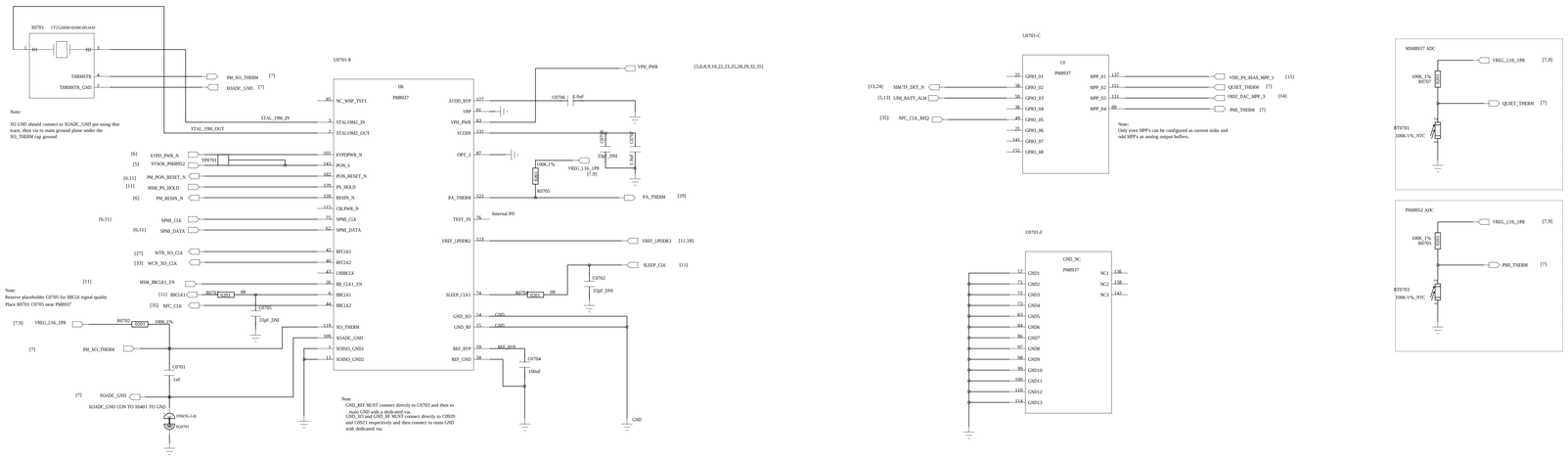

DRAWN: zhangzhiqiang	DATED: 20160926	COMPANY: Shanghai Longcheer Technology Co., Ltd	
CHECKED: yaogang	DATED: 20160926	TITLE: PM8940-CONTROL	
		CODE: XX / SIZE: A0 / DRAWING NO.: XXXX	REV: A
		SCALE: <Scale>	SHEET: 7 OF 36

REVISION RECORD			
LTR	ECO NO:	APPROVED:	DATE:

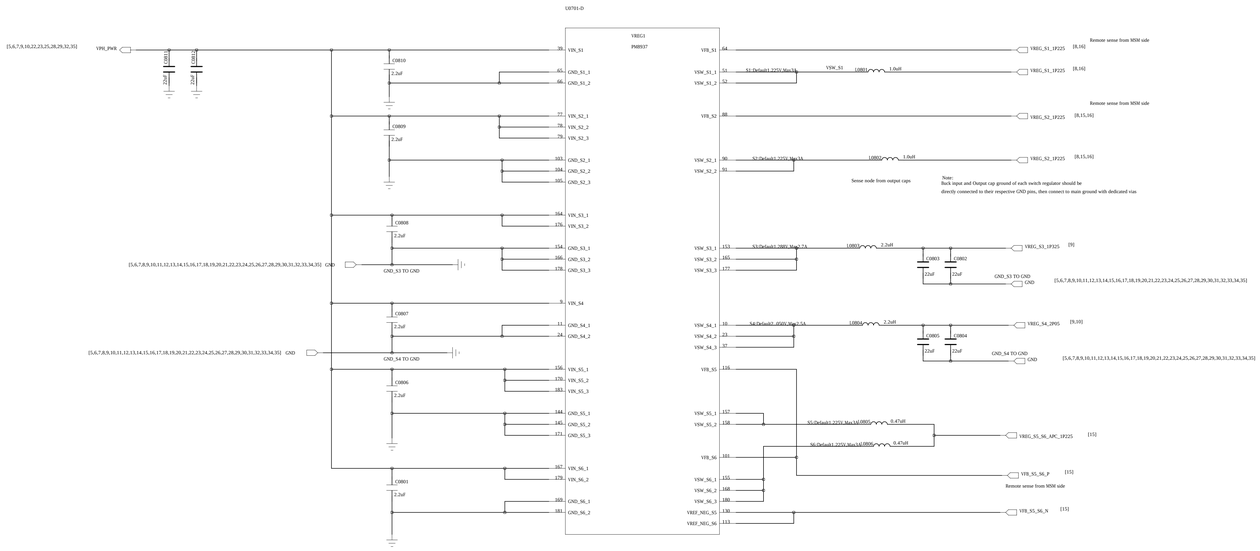

DRAWN: zhangzhiqiang	DATED: 20160926		
CHECKED: yaogang	DATED: 20160926		

COMPANY: Shanghai Longcheer Technology Co., Ltd

TITLE: PM8940-BUCK

CODE:	SIZE:	DRAWING NO:	REV:
XX	A0	XXXX	A

SCALE: <Scale> SHEET: 8 OF 36

REVISION RECORD			
LTR	ECO NO:	APPROVED:	DATE:

PM8940-LDO



Table 3-6 PM8937/PM8940 regulators and their intended uses

Function	Circuit type	Default V (V) [1]	Specified range (V) [2] (MSM8937)	Programmable range (V)	Rated current (mA)	Default on	Expected use (MSM8937)
S1	ULT-SMPS	1.225	0.900–1.350	0.375–1.5625	2000[3]	N	MSM modem
S2	ULT-SMPS	1.225	0.550–1.350	0.375–1.5625	3000	Y	MSM core and graphics
S3	HF-SMPS	1.288	1.200–1.4125	0.375–1.5625	2700	Y	Low-voltage LDOs (1, 2, 3, 19, and 23)
S4	ULT-SMPS	2.050	1.800–2.050	1.550–3.125	2500	Y	High-voltage LDOs (4, 5, 6, 7, 16, RFCLK, and XO)
S5	FT-SMPS	1.225	1.050–1.350	0.350–1.355	3000	Y	MSM applications processor
S6	FT-SMPS	1.225	1.050–1.350	0.350–1.355	3000	N	MSM applications processor
L1	NMOS LDO	1.000	1.000	0.375–1.5375	1200	N	RFICs
L2	NMOS LDO	1.200	1.200	0.375–1.5375	1200	Y	LPDDR2/LPDDR3, MIPI CSI, and DSI
L3	NMOS LDO	1.225	0.750–1.350	0.375–1.5375	1200	Y	VDDMX
L4	PMOS LDO	1.800	1.800	1.750–3.3375	450	N	RFICs and GPS eLNA
L5 [4]	PMOS LDO	1.800	1.800	1.750–3.3375	500	Y	Most digital I/Os, MSM pad groups 3 and 7, LPDDR, and eMMC
L6	PMOS LDO	1.800	1.800	1.750–3.3375	300	N	MSM DSI PLL and OTP, camera, touchscreen, display, and sensors
L7	PMOS LDO	1.800	1.800	1.750–3.3375	150	Y	MSM analog and PLLs, WCN XO, and PM baseband clock driver
L8	PMOS LDO	2.900	2.900	1.750–3.3375	600	Y	eMMC
L9	PMOS LDO	V_{out} = 3.3 V for VBAT > 3.575 V; V_{out} = 3 V for VBAT < 3.575 V	3.000–3.300	1.750–3.3375	600	N	WCN
L10	PMOS LDO	2.8	2.800	1.750–3.3375	150	N	Sensors
L11 [5]	PMOS LDO	2.950	2.950	1.750–3.3375	800	Y	Micro SD
L12 [4]	PMOS LDO	2.950	1.800/2.950	1.750–3.3375	150	Y	MSM pad group 2 and SDC2
L13	PMOS LDO	3.075	3.075	1.750–3.3375	50	Y	MSM USB and audio

Function	Circuit type	Default V (V) [1]	Specified range (V) [2] (MSM8937)	Programmable range (V)	Rated current (mA)	Default on	Expected use (MSM8937)
L14 [5]	PMOS LDO	1.800	1.800/2.925/3.050	1.750–3.3375	50	N	MSM pad group 5, dual-voltage UIM1, and NFC
L15 [5]	PMOS LDO	1.800	1.800/2.925/3.050	1.750–3.3375	50	N	MSM pad group 6 and dual-voltage UIM2
L16	PMOS LDO	1.800	1.800	1.750–3.3375	5	N	PMIC HKADC
L17	PMOS LDO	2.850	2.850	1.750–3.3375	600	N	Camera, display, and touchscreen
L18	PMOS LDO	2.700	2.700	1.750–3.3375	150	N	QTI RF front-end
L19	NMOS LDO	1.350	1.350	0.375–1.5375	1200	N	MSM analog, WCN, and WGR
L20	Low-noise LDO	1.74	1.74	1.74–3.3375	5	Y	PMIC XO circuits
L21	Low-noise LDO	1.74	1.74	1.74–3.3375	5	Y	PMIC RF clock buffers
L22	PMOS LDO	2.800	2.800	1.750–3.3375	300	N	Camera – analog
L23	NMOS LDO	1.3	1.2	0.375–1.5375	300	N	Camera – digital

PSEUDO CAPLESS LDOs

L4*, L6, L8*, L9*, L10, L11*, L12, L14, L15, L17*, L18, L22, L23

L4*, L8*, L9*, L11*, L17*, still need validation as Pseudo-capless

L5, L7, L13, L16 have internal PMIC Loads and require local CAPs.

QUALCOMM Confidential and Proprietary – Qualcomm Technologies, Inc. May contain trade secrets

DRAWN: zhangzhiqiang	DATED: 20160926	COMPANY: Shanghai Longcheer Technology Co., Ltd	
CHECKED: yaogang	DATED: 20160926	TITLE: PM8940-LDO	
		CODE: XX / SIZE: A0 / DRAWING NO: XXXX	REV: A
		SCALE: <Scale>	SHEET: 9 OF 36

REVISION RECORD			
LTR	ECO NO:	APPROVED:	DATE:

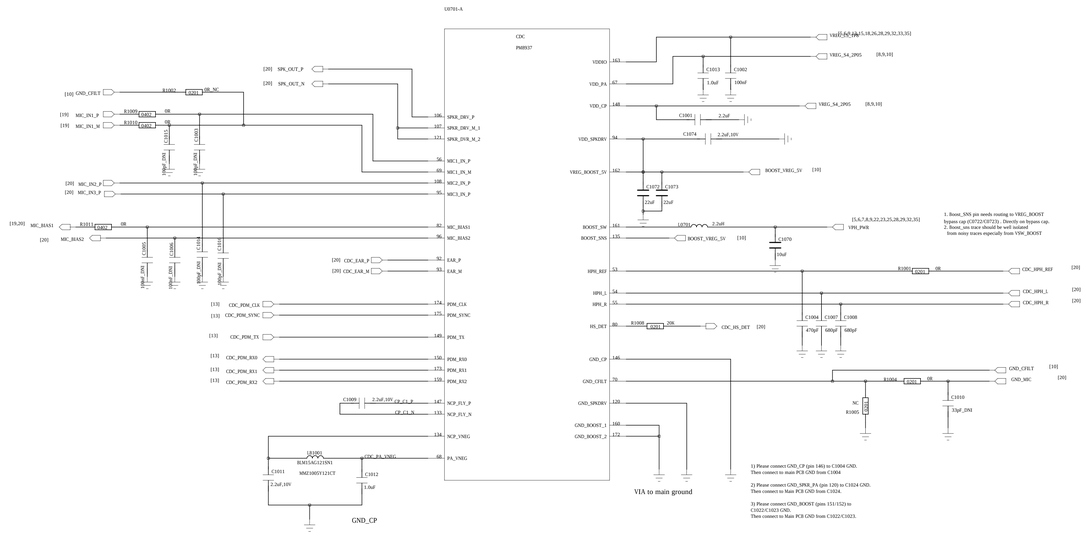

COMPANY: Shanghai Longcheer Technology Co., Ltd			
TITLE: PM8940-CODEC			
CODE: XX	SIZE: A0	DRAWING NO: XXXX	REV: A
SCALE: <Scale>		SHEET: 10 OF 36	
DRAWN: zhangzhiqiang	DATED: 20160926		
CHECKED: yaogang	DATED: 20160926		

REVISION RECORD			
LTR	ECO NO:	APPROVED:	DATE:

U0801-A

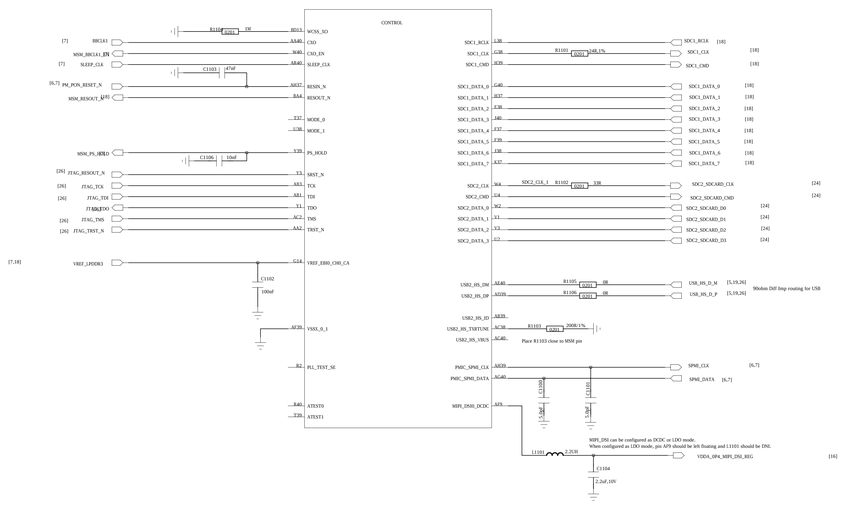

COMPANY: Shanghai Longcheer Technology Co., Ltd			
TITLE: MSM8940-CONTROL			
CODE: XX	SIZE: A0	DRAWING NO: XXXX	REV: A
SCALE: <Scale>		SHEET: 11 OF 36	

DRAWN: zhangzhiqiang	DATED: 20160926		
CHECKED: yaogang	DATED: 20160926		

REVISION RECORD			
LTR	ECO NO:	APPROVED:	DATE:

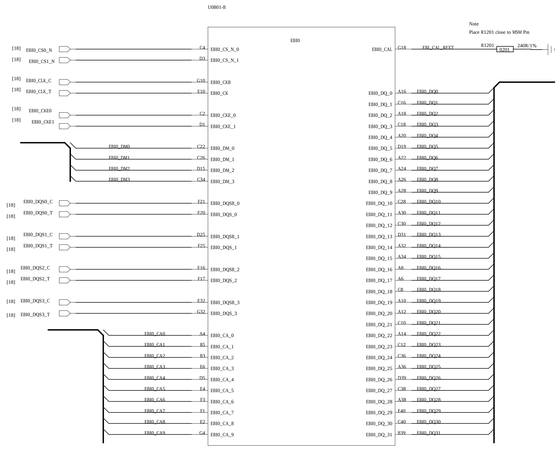

COMPANY: Shanghai Longcheer Technology Co., Ltd			
TITLE: MSM8940-EMI			
CODE: XX	SIZE: A0	DRAWING NO: XXXX	REV: A
DRAWN: zhangzhiqiang	DATED: 20160926		
CHECKED: yaogang	DATED: 20160926	SCALE: <Scale>	SHEET: 12 OF 36

REVISION RECORD			
LTR	ECO NO.	APPROVED:	DATE:

Note: Asterisks (*) indicate modem power management (MPM) wake-up pins





Note: Do not have pull-ups on the following GPIOs unless intend for boot or secure- boot related configurations:
GPIO_91, 107, 109

GPIO	BOOT_CONFIG
GPIO_3	BOOT_CONFIG[0]/WDOG_DISABLE
GPIO_111	BOOT_CONFIG[1]
GPIO_112	BOOT_CONFIG[2]
GPIO_88	BOOT_CONFIG[3]

BOOT_CONFIG[3:1]	BOOT_CONFIG
0b000	SDC1 -> SDC2 -> USB2.0
0b010	SDC1
0b100	SDC2-> SDC1

Default Boot Config (0b000) is SDC1(eMMC)

Note: Ensure SW sets these GPIOs (Sensor, CTP and Camera I2C bus) to inout pull down when the peripherals are powered off to eliminate leakage.

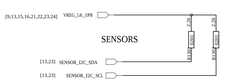

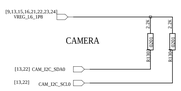

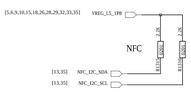

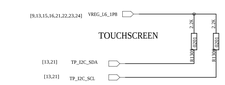

COMPANY: Shanghai Longcheer Technology Co., Ltd			
TITLE: MSM8940-GPIO			
CODE: XX	SIZE: A0	DRAWING NO: XXXX	REV: A
DRAWN: zhangzhiqiang	DATED: 20160926		
CHECKED: yaogang	DATED: 20160926		
SCALE: <Scale>		SHEET: 13 OF 36	

REVISION RECORD			
LTR	ECO NO:	APPROVED:	DATE:

D

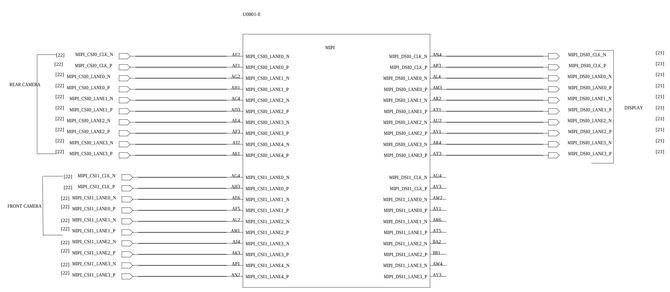

Note: If best EMI practices are followed for MIPI CSI/DSI signals, there is no need for common mode choke filters. You may choose to have placeholders for common mode depending upon your design constraints.
Extreme care must be taken that no stubs are created by doing so.

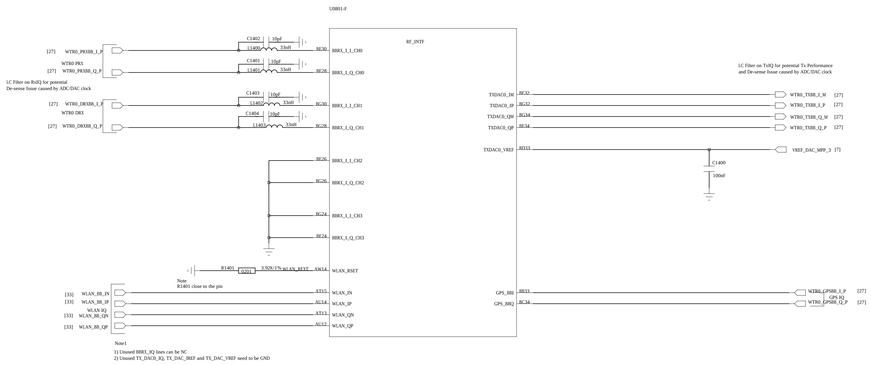

DRAWN: zhangzhiqiang	DATED: 20160926	COMPANY: Shanghai Longcheer Technology Co., Ltd			
CHECKED: yaogang	DATED: 20160926	TITLE: MSM8940-MIPI			
		CODE: XX	SIZE: A0	DRAWING NO: XXXX	REV: A
		SCALE: <Scale>		SHEET: 14 OF 36	

REVISION RECORD			
LTR	ECO NO:	APPROVED:	DATE:

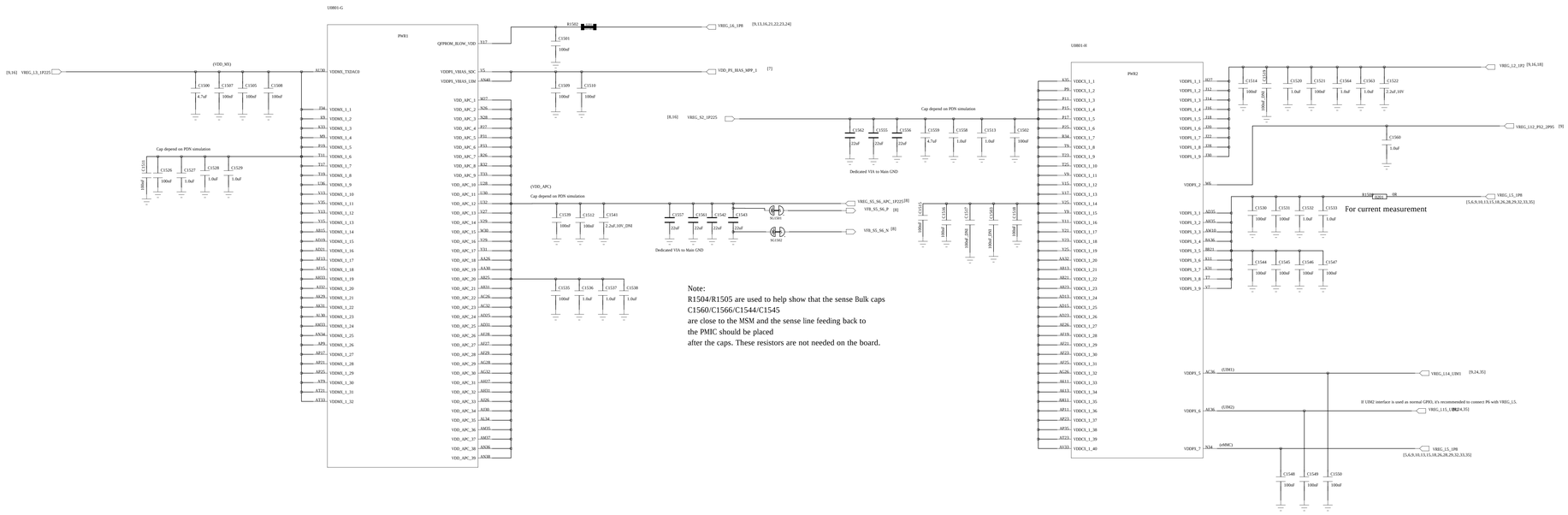

COMPANY: Shanghai Longcheer Technology Co., Ltd			
TITLE: MSM8940-POWER1			
CODE: XX	SIZE: A0	DRAWING NO: XXXX	REV: A
SCALE: <Scale>		SHEET: 15 OF 36	

DRAWN: zhangzhiqiang	DATE: 20160926
CHECKED: yaogang	DATE: 20160926

REVISION RECORD			
LTR	ECO NO:	APPROVED:	DATE:

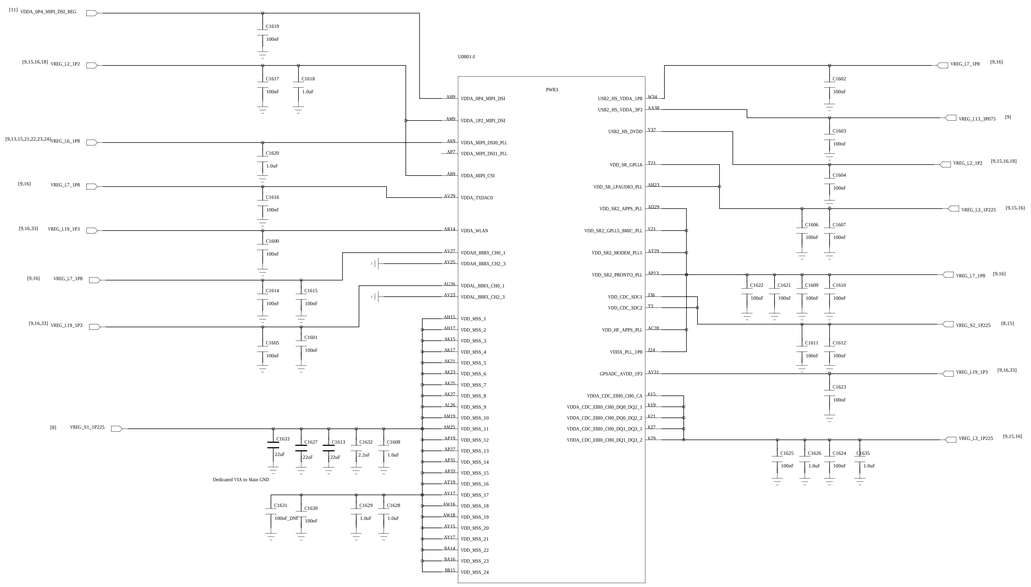

COMPANY: Shanghai Longcheer Technology Co., Ltd			
TITLE: MSM8940-POWER2			
CODE: XX	SIZE: A0	DRAWING NO: XXXX	REV: A
SCALE: <Scale>		SHEET: 16 OF 36	
DRAWN: zhangzhiqiang	DATE: 20160926		
CHECKED: yaogang	DATE: 20160926		

REVISION RECORD			
LTR	ECO NO:	APPROVED:	DATE:

U0801-L



U0801-J

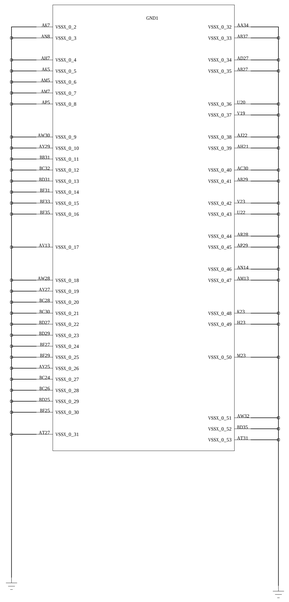

U0801-K



DRAWN: zhangzhiqiang	DATED: 20160926		
CHECKED: yaogang	DATED: 20160926		

COMPANY: Shanghai Longcheer Technology Co., Ltd

TITLE: MSM8940-GND

CODE:	SIZE:	DRAWING NO:	REV:
XX	A0	XXXX	A

SCALE: <Scale> SHEET: 17 OF 36

REVISION RECORD			
LTR	ECO NO:	APPROVED:	DATE:

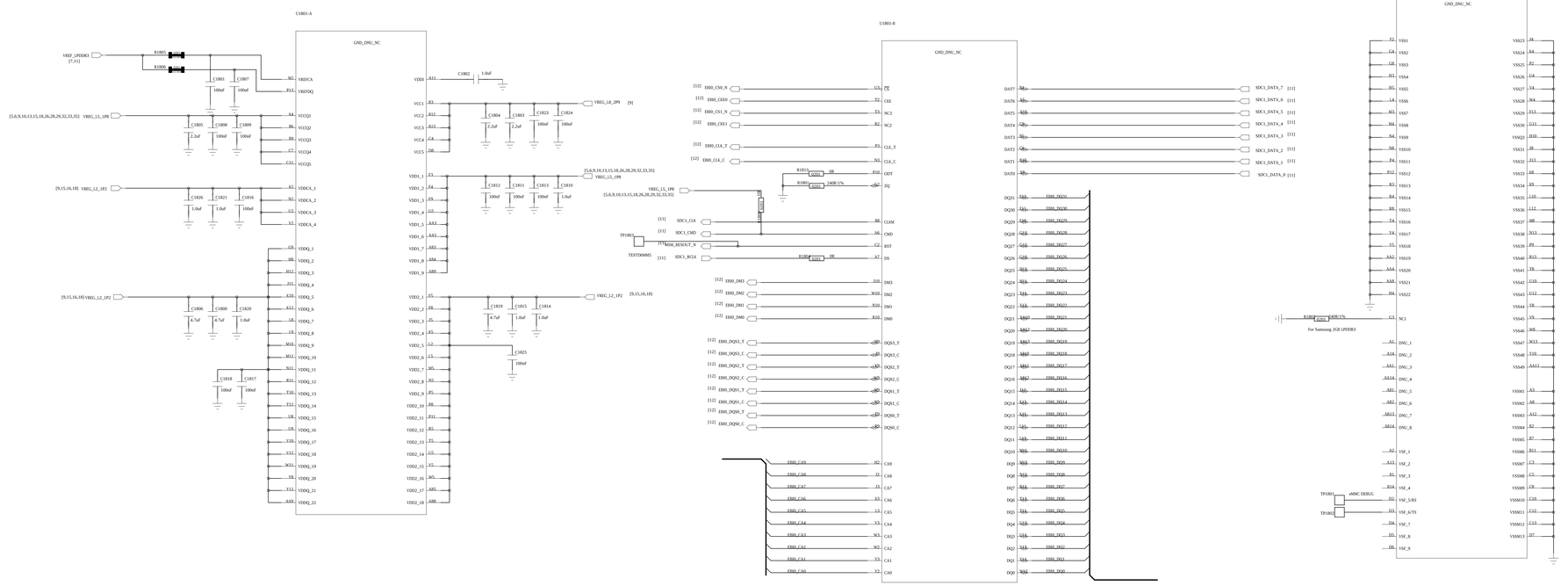

COMPANY: Shanghai Longcheer Technology Co., Ltd			
TITLE: EMCP			
CODE: XX	SIZE: A0	DRAWING NO: XXXX	REV: A
DRAWN: zhangzhiqiang	DATED: 20160926		
CHECKED: yaogang	DATED: 20160926		
SCALE: <Scale>		SHEET: 18 OF 36	

REVISION RECORD			
LTR	ECO NO:	APPROVED:	DATE:

USB Connector

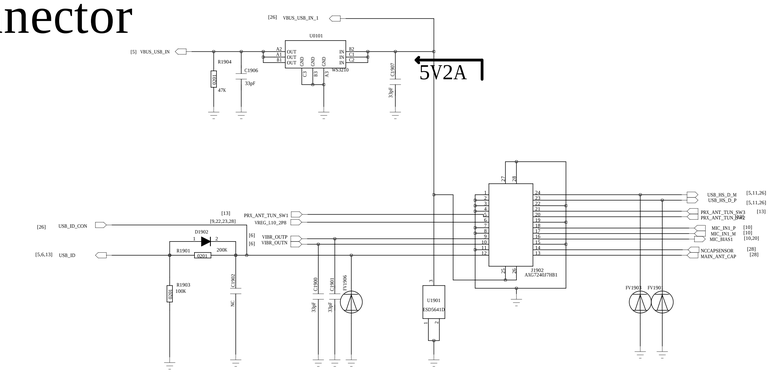

Battery Connector

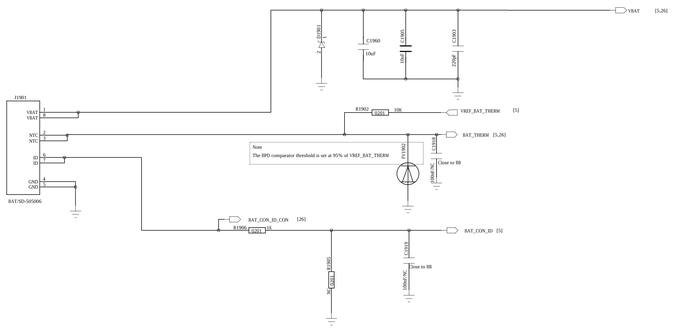

DRAWN: zhangzhiqiang	DATED: 20160926	COMPANY: Shanghai Longcheer Technology Co., Ltd	
CHECKED: yaogang	DATED: 20160926	TITLE: Charger Battery CON	
		CODE: XX / SIZE: A0 / DRAWING NO: XXXX	REV: A
		SCALE: <Scale>	SHEET: 19 OF 36

REVISION RECORD			
LTR	ECO NO:	APPROVED:	DATE:

REC

Rintotal = Rex + Rin(6.6k)
F3db =1/2*.0*Rintotal*Cin=502HZ
AVl =159.5K/Rintotal=16.6

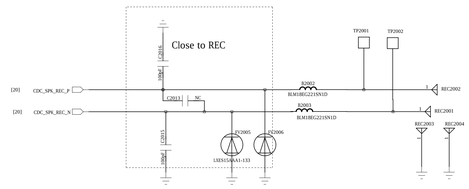

Secondary microphone

CE ÉÍÖéÉ±Ê¿¼Ôóóµñ½ÉÍµ ÊÉÀÍÉéóÖB4015R-423G-XD9RAC-BD-0MIC

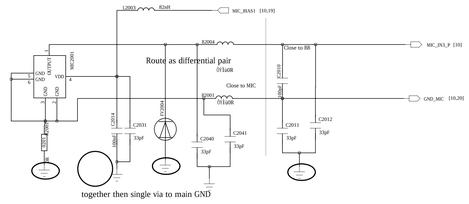

Primary MIC

Close to BB | Close to Connector

SPK

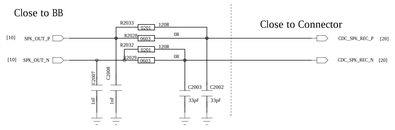

Audio SW

HEADSET

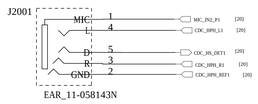

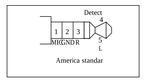

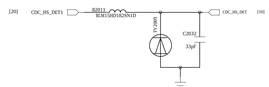

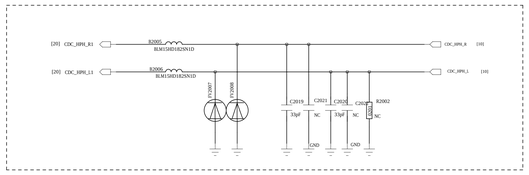

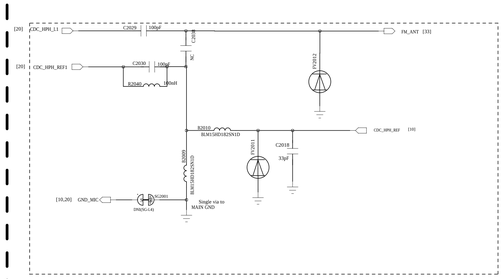

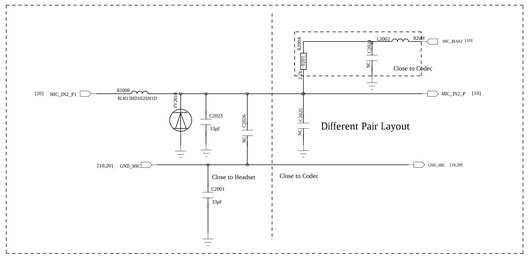

COMPANY: Shanghai Longcheer Technology Co., Ltd					
TITLE: AUDIO PA					
CODE: XX	SIZE: A0	DRAWING NO: XXXX		REV: A	
SCALE: <Scale>		SHEET: 20 OF 36			
DRAWN: zhangzhiqiang	DATED: 20160926				
CHECKED: yaogang	DATED: 20160926				

REVISION RECORD			
LTR	ECO NO:	APPROVED:	DATE:

LCM & CTP

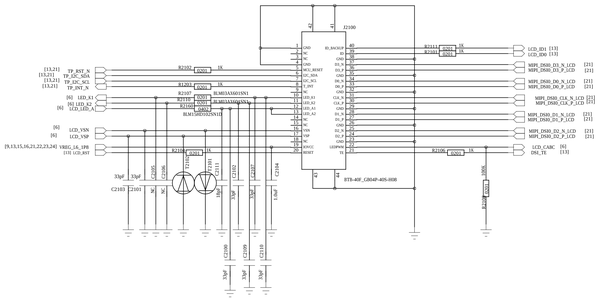

EMI

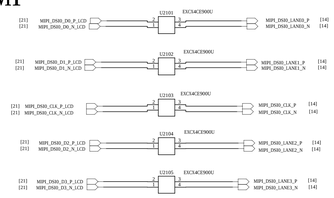

CTP-ESD

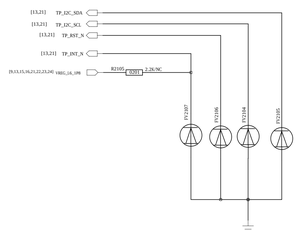

COMPANY: Shanghai Longcheer Technology Co., Ltd					
TITLE: LCD CT FP					
CODE: XX	SIZE: A0	DRAWING NO: XXXX			REV: A
DRAWN: zhangzhiqiang	DATED: 20160926	SCALE: <Scale>		SHEET: 21 OF 36	
CHECKED: yaogang	DATED: 20160926				

REVISION RECORD			
LTR	ECO NO:	APPROVED:	DATE:

Main Camera

12M

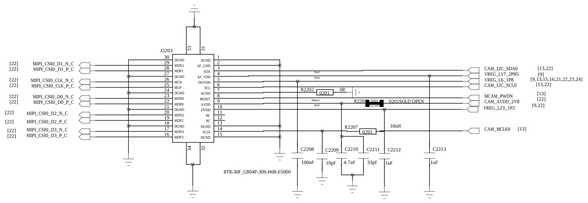

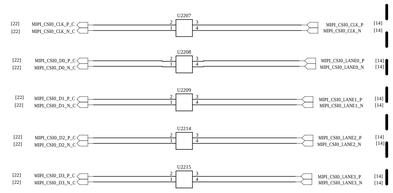

LDO

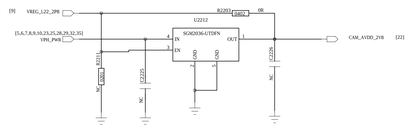

Front Camera

8M

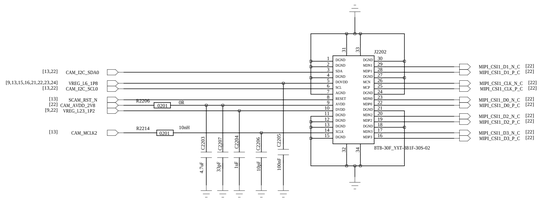

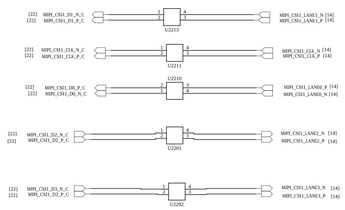

Front Flash

ILED=113mA

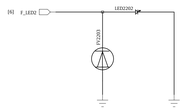

Rear Flash LED

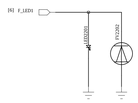

Laser Sensor

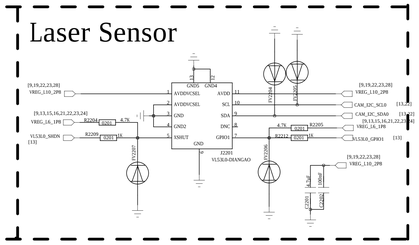

COMPANY: Shanghai Longcheer Technology Co., Ltd			
TITLE: CAM			
CODE: XX	SIZE: A0	DRAWING NO: XXXX	REV: A
SCALE: <Scale>		SHEET: 22 OF 36	
DRAWN: zhangzhiqiang	DATED: 20160926		
CHECKED: yaogang	DATED: 20160926		

REVISION RECORD			
LTR	ECO NO:	APPROVED:	DATE:

Accelerometer Sensor

8bit(BMA223) compatible 12bit(BMA253)

ADDR 0011000b(0x18) SDO=0

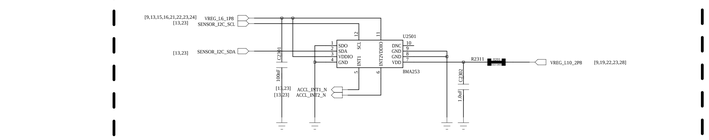

G+Gyro-Sensor

8M120 I2C address
SDO=0: 0x68
SDO=1: 0x69

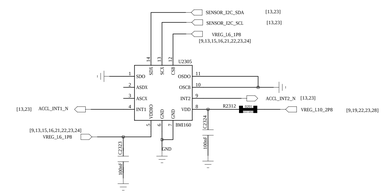

FingerPrint-Sensor

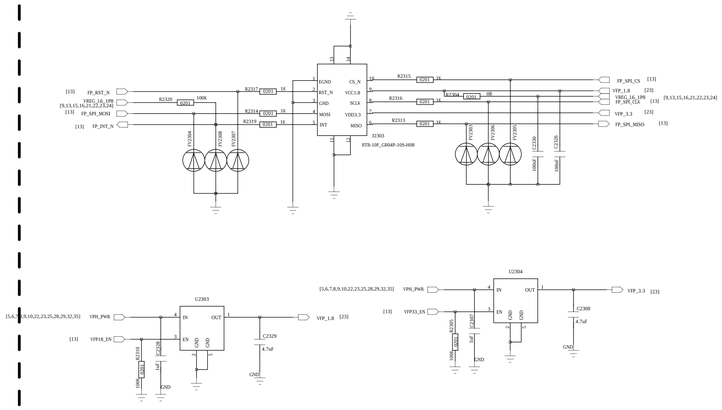

PS Sensor

EPL2590KTWJP

I2C address: 0xA6H Write 0xA7H Read

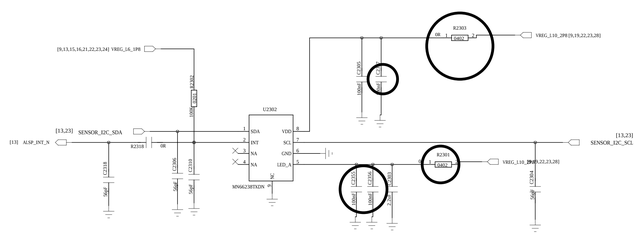

COMPANY: Shanghai Longcheer Technology Co., Ltd			
TITLE: SENSOR			
CODE: XX	SIZE: A0	DRAWING NO: XXXX	REV: A
SCALE: <Scale>		SHEET: 23 OF 36	

DRAWN: zhangzhiqiang	DATED: 20160926		
CHECKED: yaogang	DATED: 20160926		

REVISION RECORD			
LTR	ECO NO:	APPROVED:	DATE:

From P3585

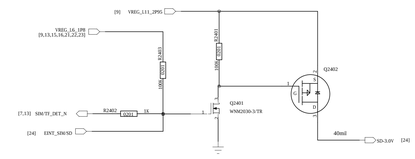

SD CARD

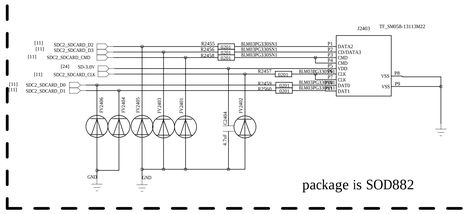

3 Card shielding

SIM1

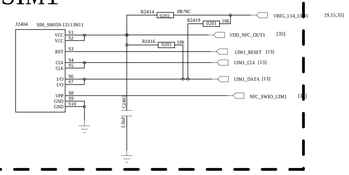

SIM2

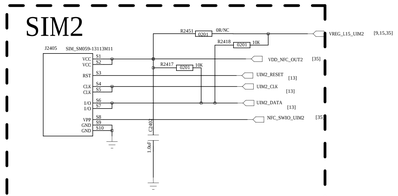

KEY

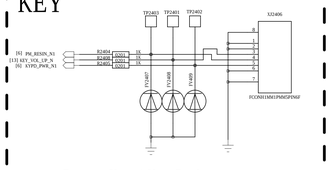

Power Key / Key Pad

DO NOT put pull-up resistor on PWRKEY

COMPANY: Shanghai Longcheer Technology Co., Ltd			
TITLE: SIM_TF CARD			
CODE: XX	SIZE: A0	DRAWING NO: XXXX	REV: A
SCALE: <Scale>		SHEET: 24 OF 36	
DRAWN: zhangzhiqiang	DATED: 20160926		
CHECKED: yaogang	DATED: 20160926		

REVISION RECORD			
LTR	ECO NO:	APPROVED:	DATE:

RG LED

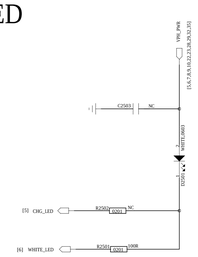

PMI8952 LED

MPP_2 GREEN_LED

chg_led RED_LED

DRAWN: zhangzhiqiang	DATED: 20160926		
CHECKED: yaogang	DATED: 20160926		
COMPANY: Shanghai Longcheer Technology Co., Ltd			
TITLE: RG_LED/MOT			
CODE: XX	SIZE: A0	DRAWING NO: XXXX	REV: A
SCALE: <Scale>		SHEET: 25 OF 36	

REVISION RECORD			
LTR	ECO NO:	APPROVED:	DATE:

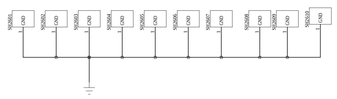

Mark Point

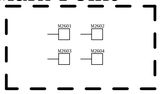

board ID

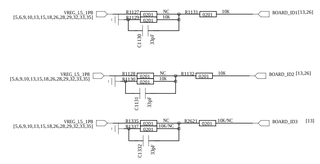

board ID

	ID0		ID1		ID2		ID3	
	R2901	R2902	R2903	R2904	R2905	R2906	R2907	R2908
Bach_AL00	NC	10K	10K	NC	NC	NC	NC	NC
Bach_W09	NC	10K	10K	NC	NC	NC	10K	NC
Bach_L01	NC	10K	10K	NC	10K	NC	NC	10K
Bach_L03	NC	10K	10K	NC	10K	NC	NC	NC
Bach_L09	NC	10K	10K	NC	10K	NC	10K	NC

USB Test Point

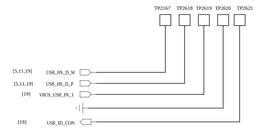

Add a sperate GND close to USBUSB interface if space allowable

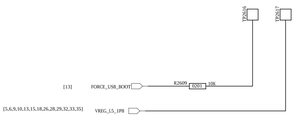

VBAT Test Point

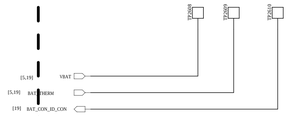

Add BAT_CON_ID of TP if battery has ID pin

JTAG/UART/BOARD_ID

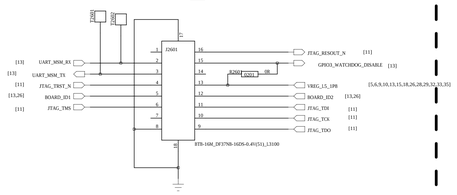

ID0-ID1 \ ID2-ID3	PD-PD	PD-NP	PD-PU	NP-PD	NP-NP	NP-PU	PU-PD	PU-NP	PU-PU
PD-PD									
PD-NP									
PD-PU					Bach-AL00	Bach-W09	Bach-L01	Bach-L03	Bach-L09
NP-PD					Chopin-AL00	Chopin-W09	Chopin-L01	Chopin-L03	Chopin-L09
NP-NP									
NP-PU									
PU-PD					TRT-AL00	TRT-TL10	TRT-L21	TRT-L22	TRT-L23
PU-NP									

DRAWN: zhangzhiqiang	DATED: 20160926	COMPANY: Shanghai Longcheer Technology Co., Ltd	
CHECKED: yaogang	DATED: 20160926	TITLE: TEST_POINT	
		CODE: XX / SIZE: A0 / DRAWING NO: XXXX	REV: A
		SCALE: <Scale>	SHEET: 26 OF 36

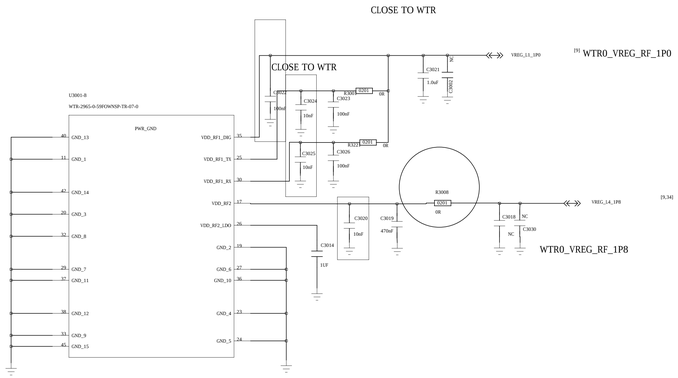

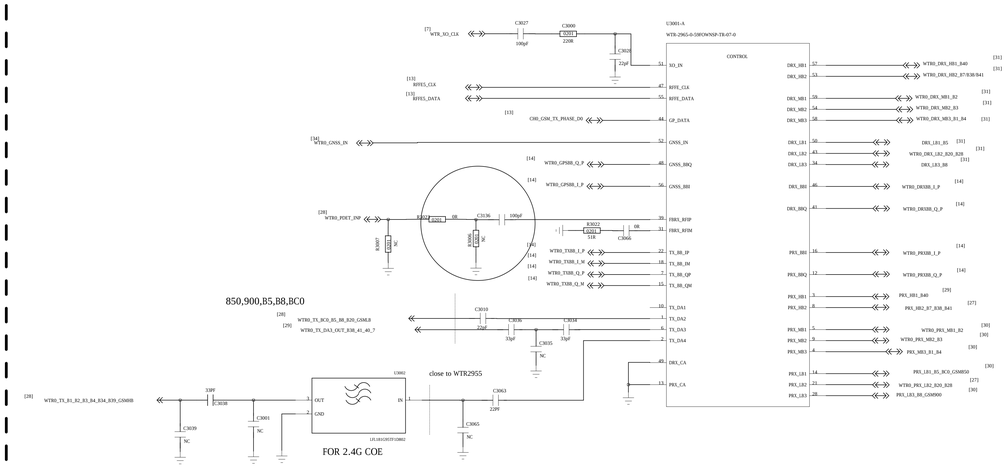

B20&B28A_B28B PRX SPDT

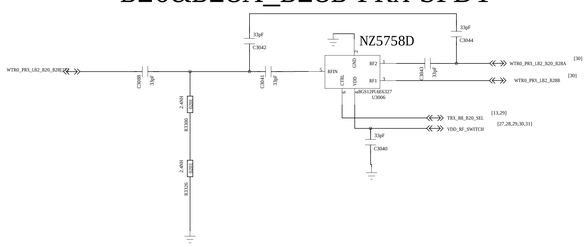

B7_B41 PRX SPDT

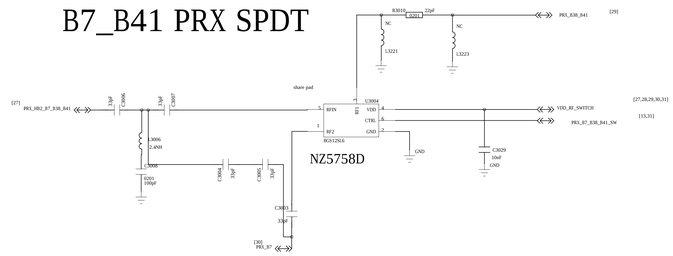

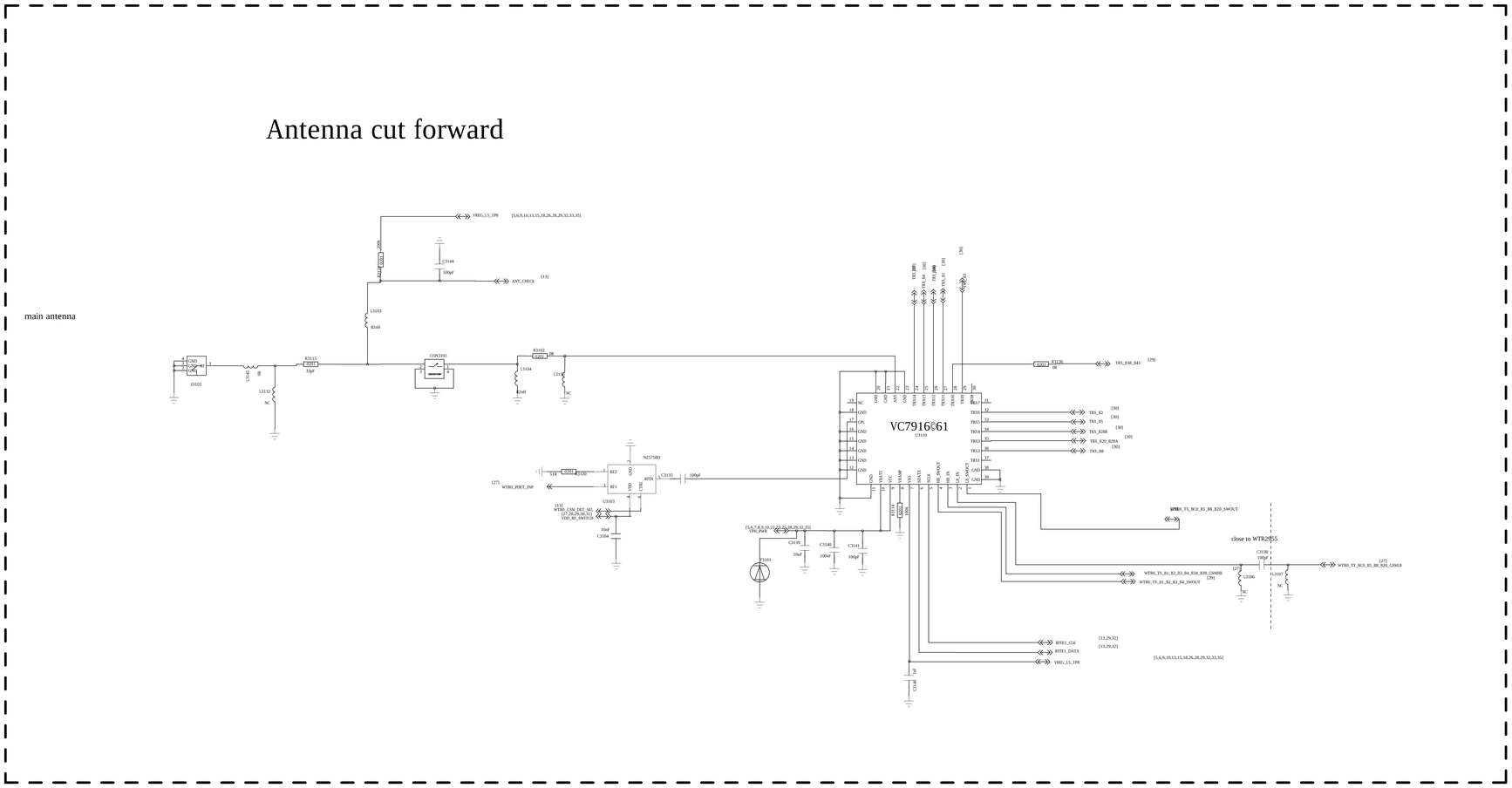
Antenna cut forward
main antenna
VC7916C61
U3110
close to WTR2255
VREG_L5_1P8
ANT_CHECK
VDD_RF_SWITCH
WTR0_TX_BC0_B5_B8_B20_SWOUT
WTR0_TX_B1_B2_B3_B4_B34_B39_GSM/B
WTR0_TX_B1_B2_B3_B4_SWOUT
WTR0_TX_BC0_B5_B8_B20_GSM/B
RFFE1_CLK
RFFE1_DATA
VREG_L5_1P8
TRX_B38_B41
TRX_B2
TRX_B5
TRX_B28B
TRX_B20_B28A
TRX_B8
WTR0_PDET_INP
VPH_PWR
N25758D
U3103
U3106
U3100
SX9310
To Sub-board Connector
CLOSE TO ANT
MAIN_ANT_CAP
CS2_B28
CS1_B28
CS15_B28
CAPSENSOR_RDYB28
CAP_I2C_SDAB28
CAP_I2C_SCLB28
NCCAPSENSOR
To DIV Ant
SAR Sensor
AMET3166EW
TP3102
TP3101

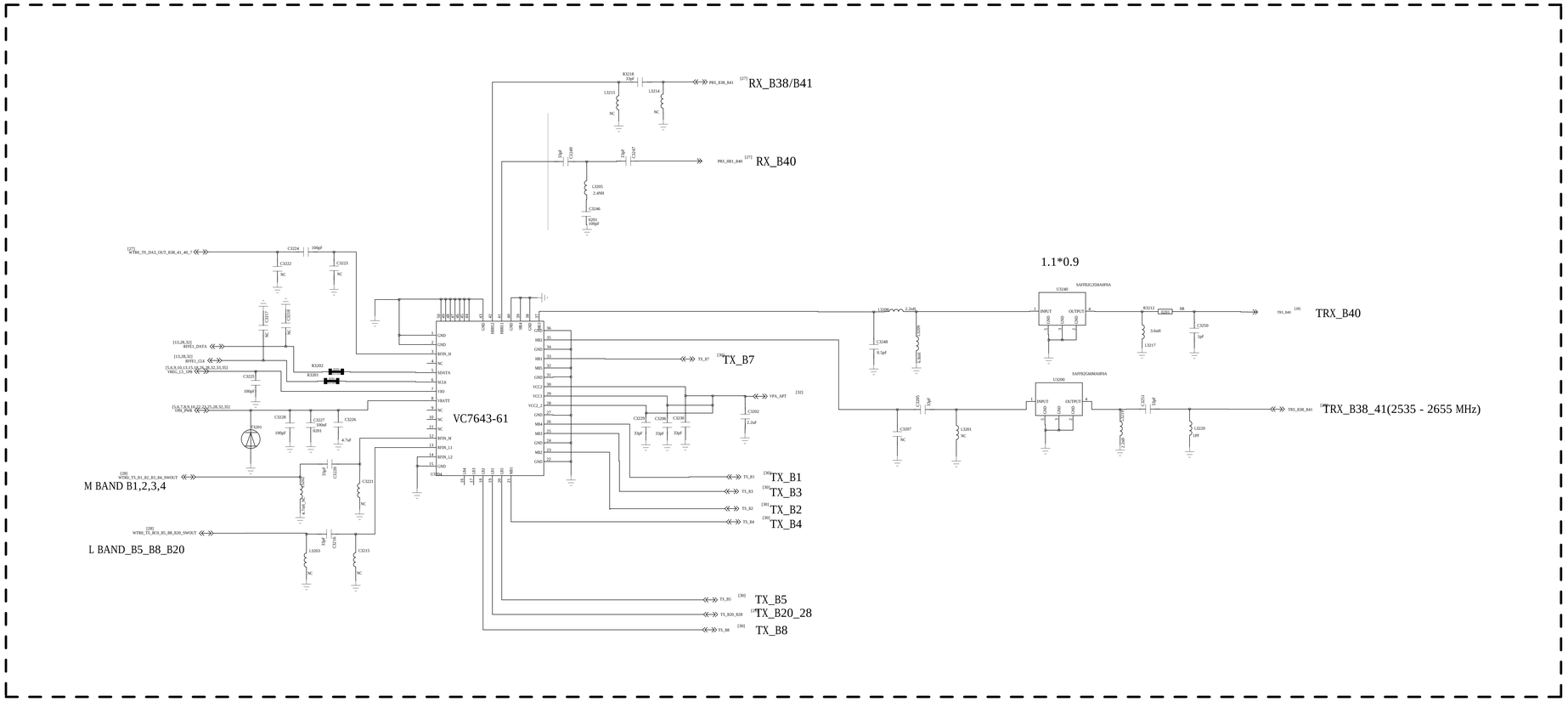
RX_B38/B41
RX_B40
TX_B7
TX_B1
TX_B3
TX_B2
TX_B4
TX_B5
TX_B20_28
TX_B8
VC7643-61
M BAND B1,2,3,4
L BAND_B5_B8_B20
1.1*0.9
TRX_B40
TRX_B38_41(2535 - 2655 MHz)

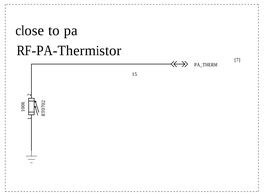
close to pa
RF-PA-Thermistor

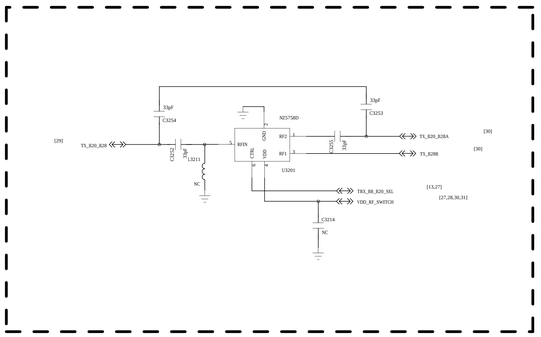
NZ5756D
U5201

TRX_UMTS_B1

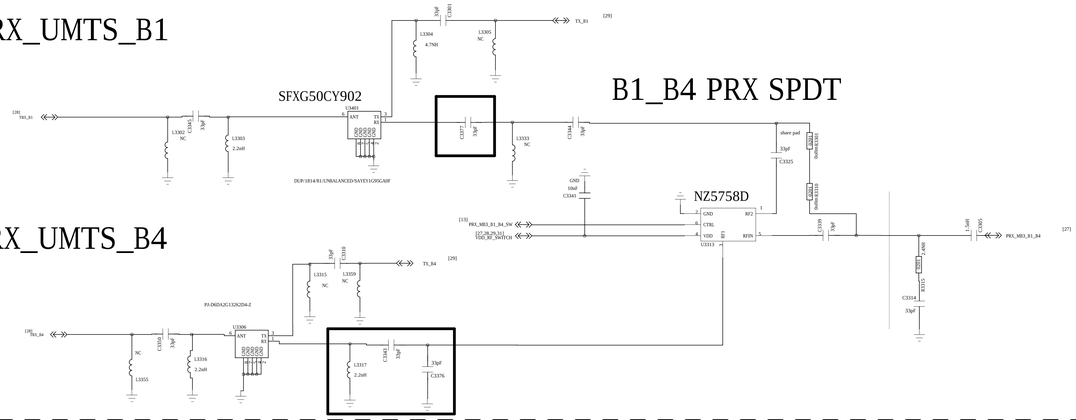

TRX_UMTS_B5

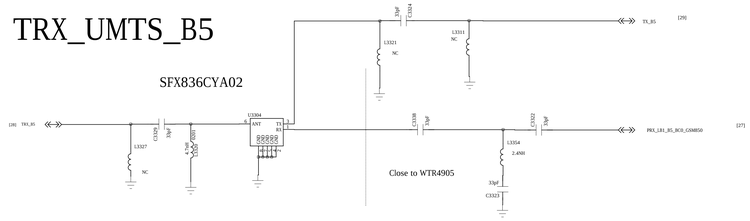

TRX_B2

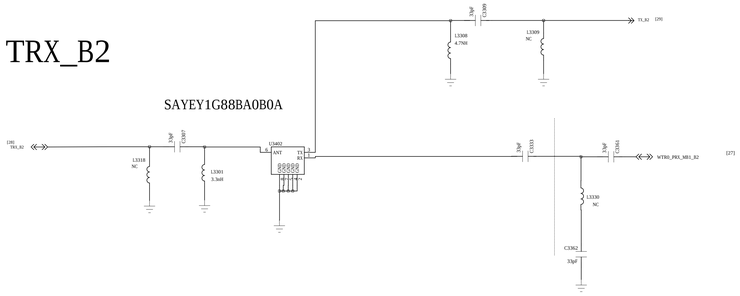

TRX_UMTS_B8

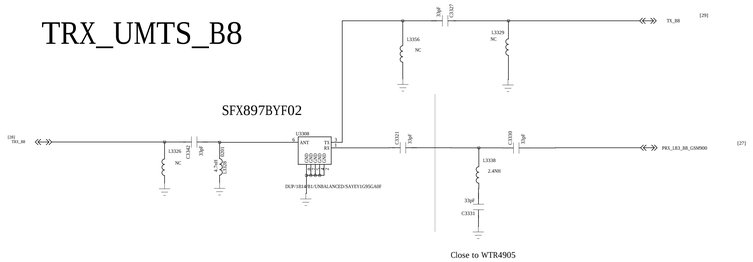

TRX_LTE_B3

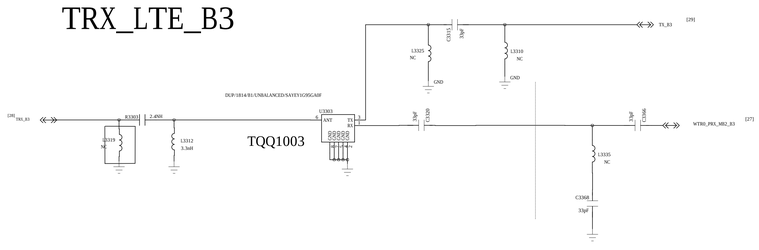

TRX_UMTS_B20_B28A

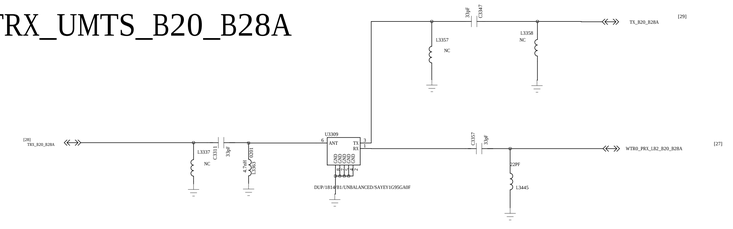

SFX806BYH02
SAYEY718MBC0F0AR0*

TRX_UMTS_B7

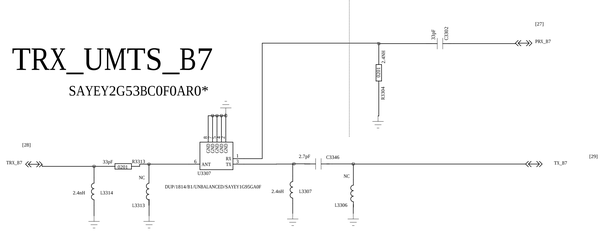

TRX_UMTS_B28B

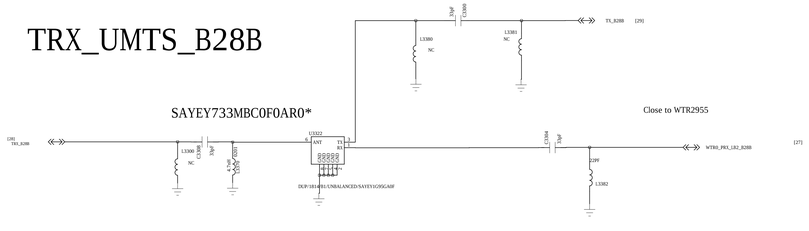

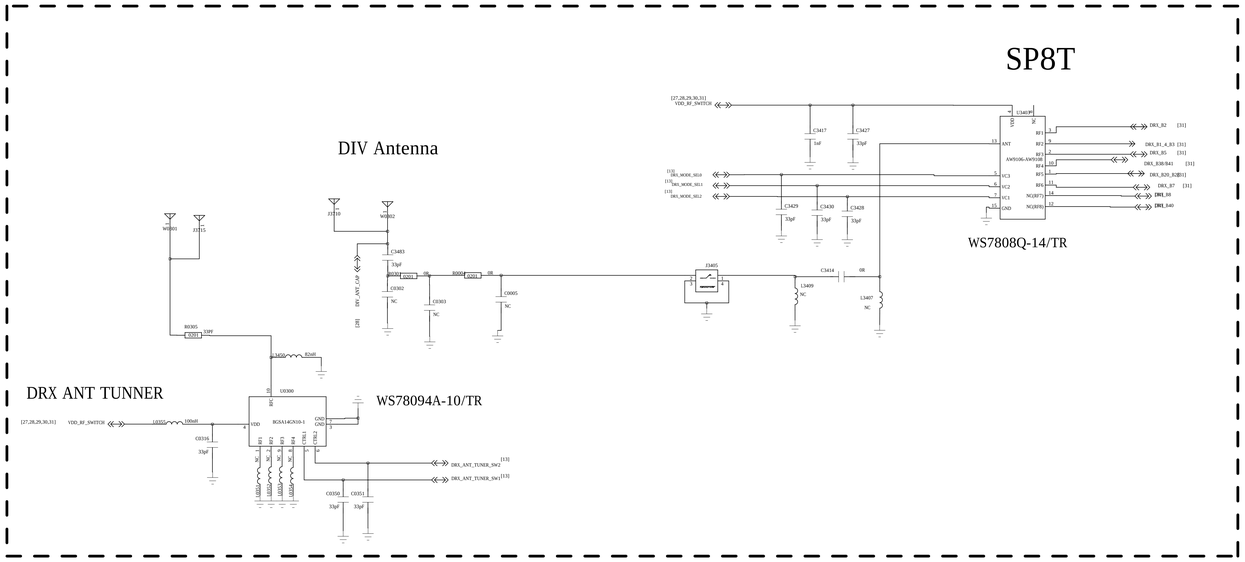
SP8T
DIV Antenna
WS7808Q-14/TR
DRX ANT TUNNER
WS78094A-10/TR

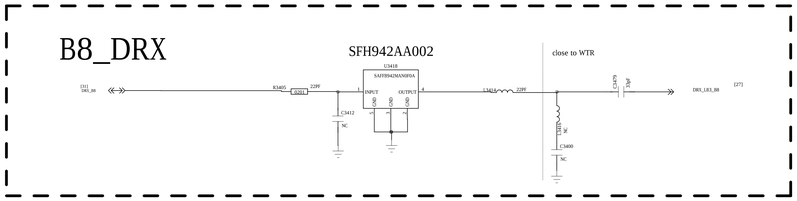
B8_DRX
SFH942AA002
close to WTR

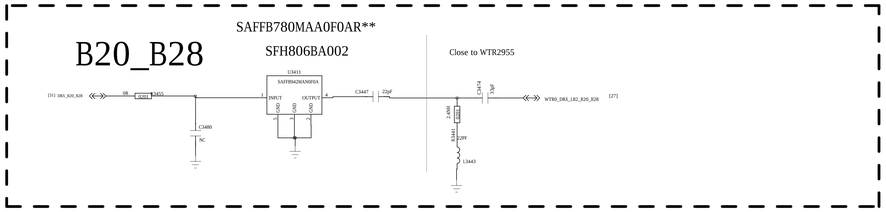
B20_B28
SAFFB780MAA0F0AR**
SFH806BA002
Close to WTR2955

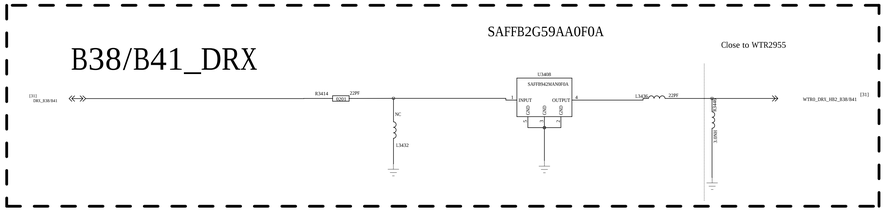
B38/B41_DRX
SAFFB2G59AA0F0A
Close to WTR2955

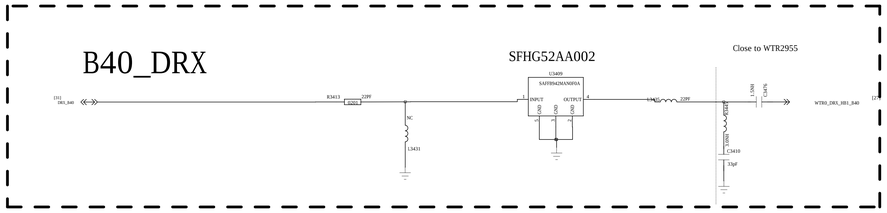
B40_DRX
SFHG52AA002
Close to WTR2955

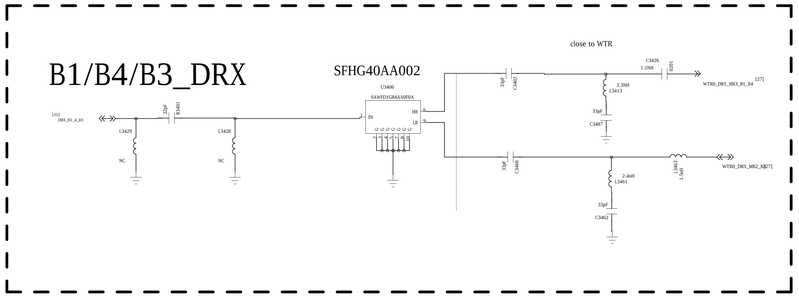
B1/B4/B3_DRX
SFHG40AA002
close to WTR

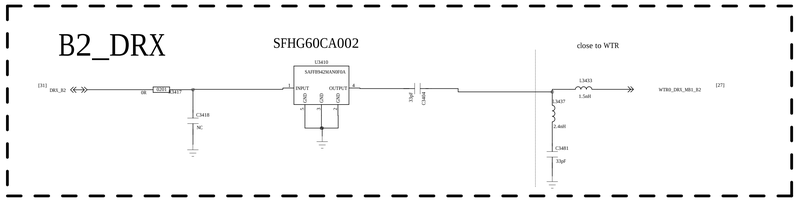
B2_DRX
SFHG60CA002
close to WTR

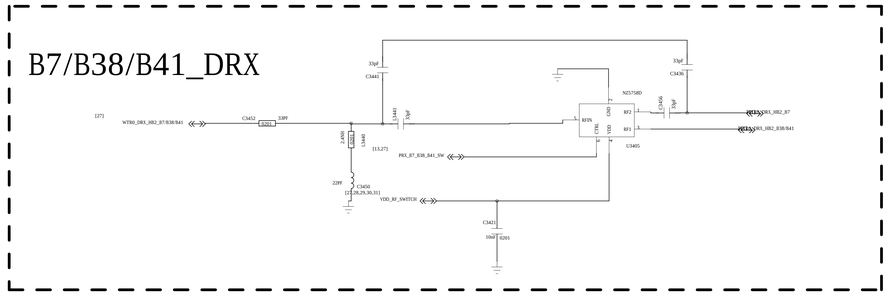
B7/B38/B41_DRX

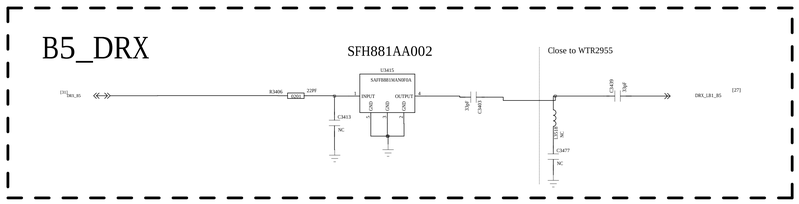
B5_DRX
SFH881AA002
Close to WTR2955

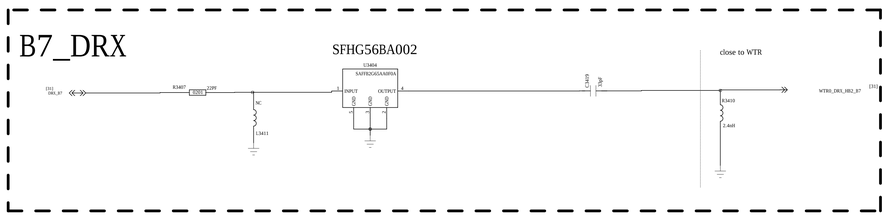
B7_DRX
SFHG56BA002
close to WTR

APT

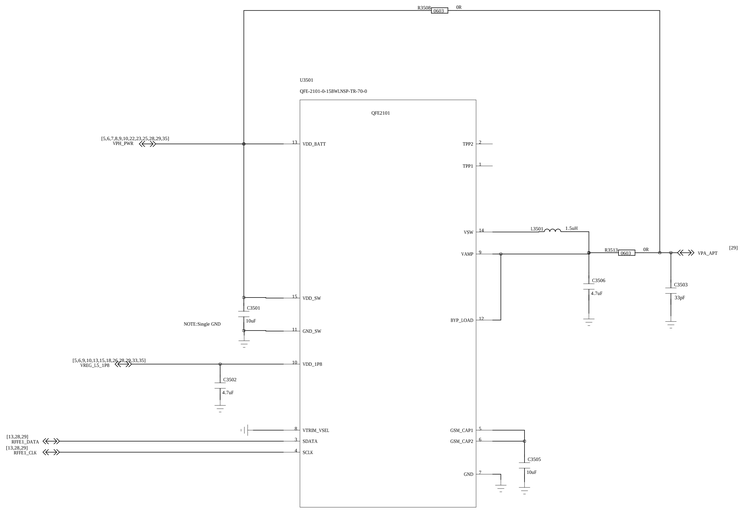
R3508
0603
0R
U3501
QFE-2101-0-15IM1XSP-TR-70-0
QFE2101
[5,6,7,8,9,10,22,23,25,28,29,35]
VPA_PWR
13
VDD_BATT
TPP2
2
TPP1
1
VSW
14
L3501
1.5uH
YAMP
9
R3513
0603
0R
VPA_APT
[29]
C3506
4.7uF
C3503
33pF
15
VDD_SW
C3501
10uF
NOTE:Single GND
11
GND_SW
BYP_LOAD
12
[5,6,9,10,13,15,18,26,28,29,33,35]
VREG_LS_IPB
10
VDD_IPB
C3502
4.7uF
8
VTRIM_VSEL
[13,28,29]
BFFEL_DATA
3
SDATA
[13,28,29]
BFFEL_CLK
4
SCLK
GSM_CAP1
1
GSM_CAP2
6
C3505
10uF
GND
7

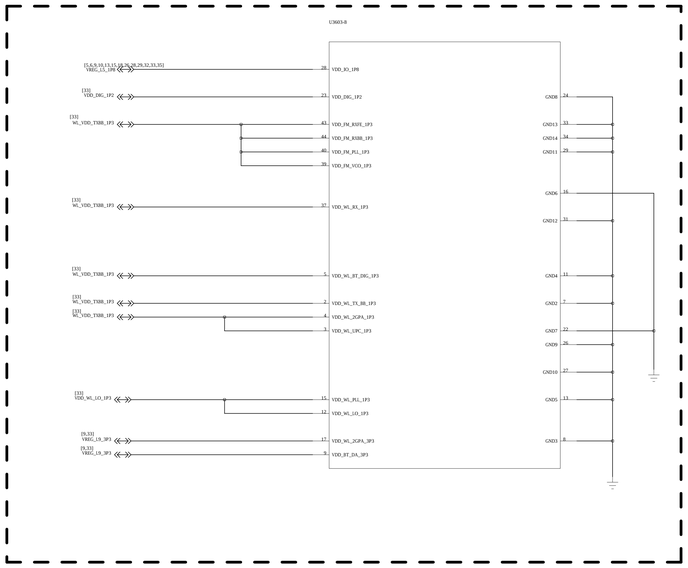
U3603-B
[5,6,9,10,13,15,18,26,28,29,32,33,35]
VREG_15_1P8
28
VDD_IO_1P8
[33]
VDD_DIG_1P2
23
VDD_DIG_1P2
[33]
WL_VDD_TXBB_1P3
43
VDD_FM_RXFE_1P3
44
VDD_FM_RXBB_1P3
46
VDD_FM_PLL_1P3
39
VDD_FM_VCO_1P3
[33]
WL_VDD_TXBB_1P3
31
VDD_WL_RX_1P3
[33]
WL_VDD_TXBB_1P3
5
VDD_WL_BT_DIG_1P3
[33]
WL_VDD_TXBB_1P3
2
VDD_WL_TX_BB_1P3
[33]
WL_VDD_TXBB_1P3
4
VDD_WL_2GPA_1P3
3
VDD_WL_UPC_1P3
[33]
VDD_WL_LO_1P3
15
VDD_WL_PLL_1P3
14
VDD_WL_LO_1P3
[9,33]
VREG_19_3P3
17
VDD_WL_2GPA_3P3
[9,33]
VREG_19_3P3
9
VDD_BT_DA_3P3
GND8
24
GND13
33
GND14
34
GND11
29
GND6
16
GND12
31
GND4
11
GND2
7
GND7
22
GND9
26
GND10
27
GND5
13
GND3
8

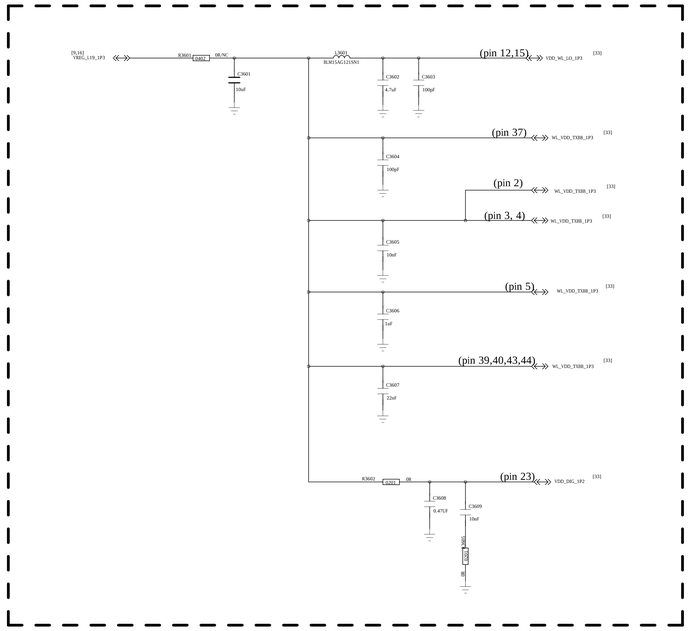
[9,16]
VREG_1.1V_1P3
R3603
0R/NC
0201
C3601
10uF
L3601
BLM15AG121SN1
C3602
4.7uF
C3603
100pF
(pin 12,15)
VDD_WL_LO_1P3
[33]
(pin 37)
WL_VDD_TXBB_1P3
[33]
C3604
100pF
(pin 2)
WL_VDD_TXBB_1P3
[33]
(pin 3, 4)
WL_VDD_TXBB_1P3
[33]
C3605
10uF
(pin 5)
WL_VDD_TXBB_1P3
[33]
C3606
1uF
(pin 39,40,43,44)
WL_VDD_TXBB_1P3
[33]
C3607
22nF
R3602
0201
0R
(pin 23)
VDD_DIG_1P2
[33]
C3608
0.47UF
C3609
10uF
R3605
0201
0R

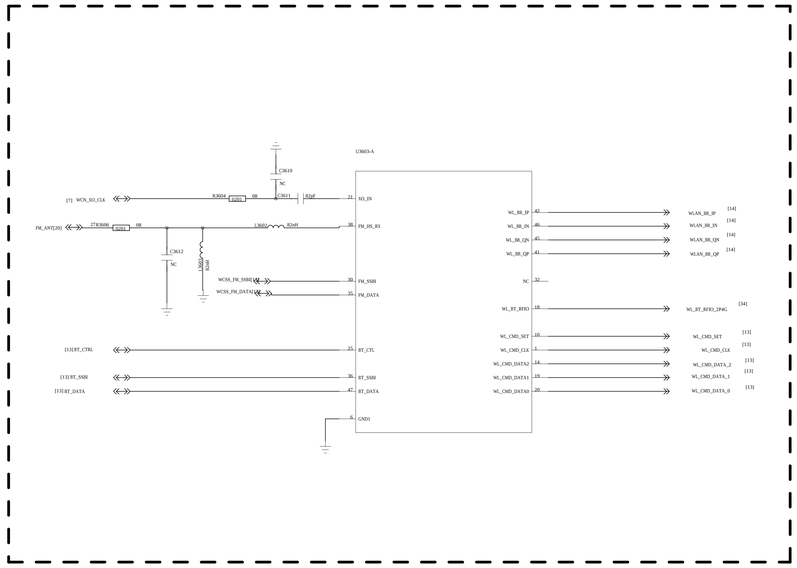
U3603-A
C3610
NC
[7]
WCN_SO_CLK
R3604
0201
0R
C3611
82pF
FM_ANT[20]
27
R3606
0201
0R
L3602
82nH
C3612
NC
L3603
82nH
WCSS_FM_SSBI[5]
WCSS_FM_DATA[5]
[13] BT_CTRL
[13] BT_SSBI
[13] BT_DATA
21
XO_IN
38
FM_HS_RX
30
FM_SSBI
35
FM_DATA
25
BT_CTL
36
BT_SSBI
42
BT_DATA
6
GND1
42
WL_BB_IP
46
WL_BB_IN
45
WL_BB_QN
41
WL_BB_QP
32
NC
18
WL_BT_RFIO
10
WL_CMD_SET
1
WL_CMD_CLK
14
WL_CMD_DATA2
19
WL_CMD_DATA1
20
WL_CMD_DATA0
WLAN_BB_IP
WLAN_BB_IN
WLAN_BB_QN
WLAN_BB_QP
[14]
[14]
[14]
[14]
WL_BT_RFIO_2PAG
[34]
WL_CMD_SET
WL_CMD_CLK
WL_CMD_DATA_2
WL_CMD_DATA_1
WL_CMD_DATA_0
[13]
[13]
[13]
[13]
[13]

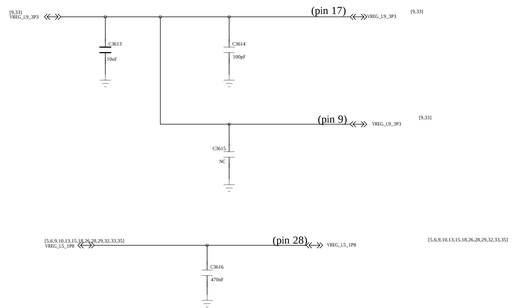
[9,33]
VREG_19_3P3
C3613
10uF
(pin 17)
VREG_19_3P3
[9,33]
C3614
100pF
(pin 9)
VREG_19_3P3
[9,33]
C3615
NC
[5,6,9,10,13,15,18,26,28,29,32,33,35]
VREG_15_1P8
(pin 28)
VREG_15_1P8
[5,6,9,10,13,15,18,26,28,29,32,33,35]
C3616
470uF

GPS WIFI 2.4G Ant

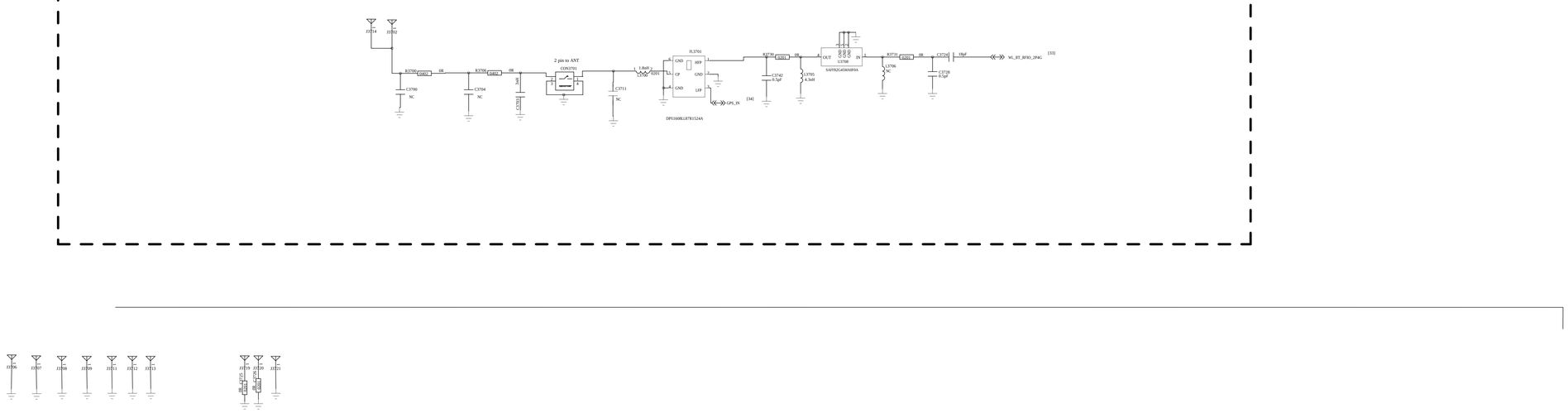

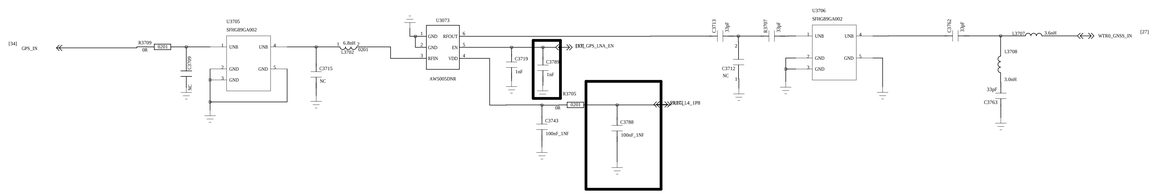

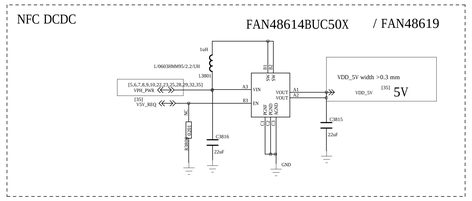
NFC DCDC
FAN48614BUC50X / FAN48619
VDD_5V width >0.3 mm
5V

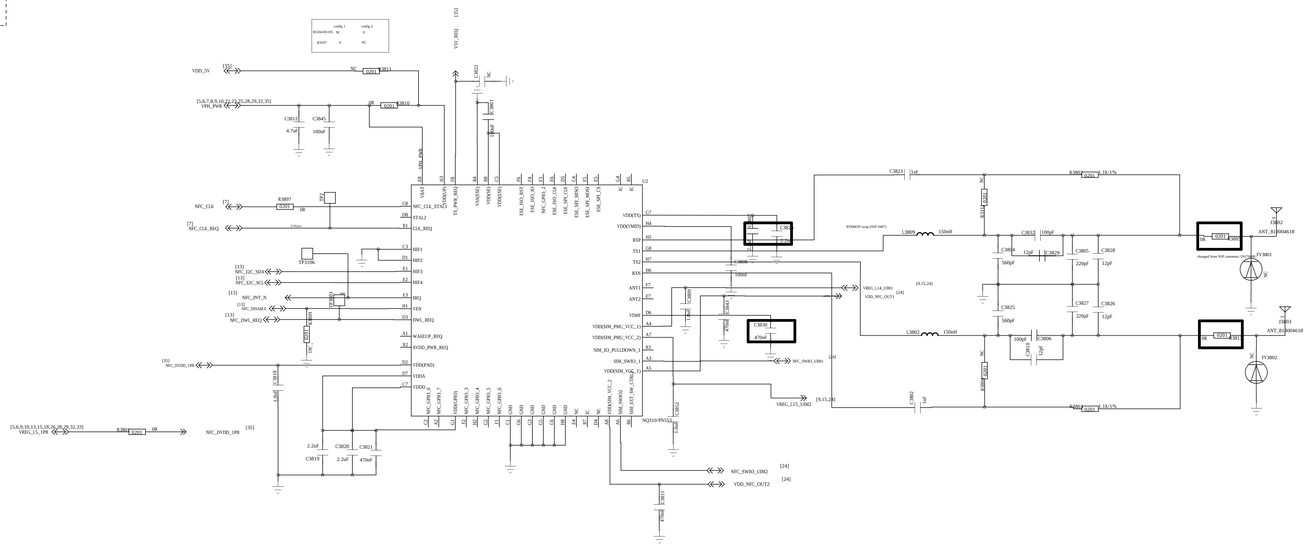

REVISION RECORD			
LTR	ECO NO.	APPROVED:	DATE:

DRAWN: zhujinchun	DATED: 20160926
CHECKED: LiLi	DATED: 20160926
QUALITY CONTROL: <QC By>	DATED: <QC Date>
RELEASED: <Released By>	DATED: <Release Date>

COMPANY: Shanghai Longcheer Technology Co., Ltd

TITLE: 37_DIV_ANT

CODE:	SIZE:	DRAWING NO:	REV:
XX	A0	XXXX	A

SCALE: <Scale> SHEET: 36 36